



MEA Series

Features

- Endurance with ripple current: 85°C, 2,000 hours
- RoHS Compliance



Sleeve & Marking Color: Black & White

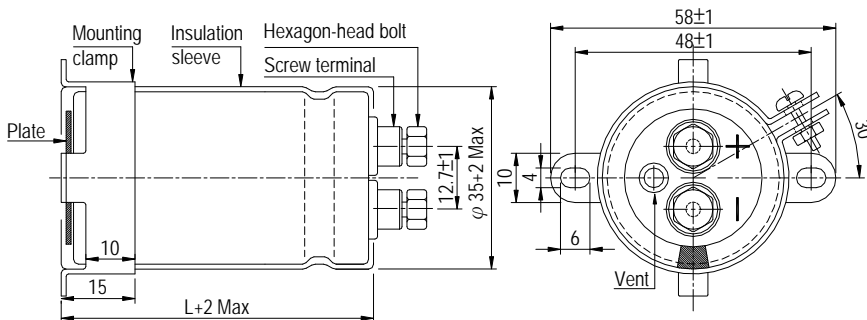
Specifications

Items	Performance																	
Category Temperature Range	-40°C ~ +85°C	-25°C ~ +85°C																
	10 ~ 100V	160 ~ 450V																
Capacitance Tolerance	±20% (at 120Hz, 20°C)																	
Leakage Current (at 20°C)	$I = 3\sqrt{CV}$ or 5 (mA) whichever is smaller (after 5 minutes) Where, C= rated capacitance in μF V = rated DC working voltage in V																	
Dissipation Factor (Tanδ at 120 Hz, 20°C)	See the Dimensions & Permissible Ripple Current																	
Low Temperature Characteristics (at 120Hz)	Capacitance change : $C(-25°C) / C(+20°C) \geq 0.7$																	
Endurance	<table border="1"> <tr> <td>Test Time</td> <td>2,000 Hrs</td> </tr> <tr> <td>Capacitance Change</td> <td>Within ±15% of initial value</td> </tr> <tr> <td>Dissipation Factor</td> <td>Less than 175% of specified value</td> </tr> <tr> <td>Leakage Current</td> <td>Within specified value</td> </tr> </table>		Test Time	2,000 Hrs	Capacitance Change	Within ±15% of initial value	Dissipation Factor	Less than 175% of specified value	Leakage Current	Within specified value								
	Test Time	2,000 Hrs																
	Capacitance Change	Within ±15% of initial value																
	Dissipation Factor	Less than 175% of specified value																
	Leakage Current	Within specified value																
* The above Specifications shall be satisfied when the capacitors are restored to 20°C after subjected to DC voltage with rated ripple current applied for 2,000 hours at 85°C.																		
Shelf Life Test	<table border="1"> <tr> <td>Test Time</td> <td>500 Hrs</td> </tr> <tr> <td>Capacitance Change</td> <td>Within ±20% of initial value</td> </tr> <tr> <td>Dissipation Factor</td> <td>Less than 200% of specified value</td> </tr> <tr> <td>Leakage Current</td> <td>Within specified value</td> </tr> </table>		Test Time	500 Hrs	Capacitance Change	Within ±20% of initial value	Dissipation Factor	Less than 200% of specified value	Leakage Current	Within specified value								
	Test Time	500 Hrs																
	Capacitance Change	Within ±20% of initial value																
	Dissipation Factor	Less than 200% of specified value																
	Leakage Current	Within specified value																
* The above Specifications shall be satisfied when the capacitors are restored to 20°C after exposing them for 500 hours at 85°C without voltage applied. The rated voltage shall be applied to the capacitors before the measurements (Refer to JIS C 5101-4 4.1).																		
Ripple Current & Frequency Multipliers	<table border="1"> <tr> <td>Frequency (Hz)</td> <td>50 / 60</td> <td>100 / 120</td> <td>300</td> <td>1k</td> <td>10k up</td> </tr> <tr> <td>Multiplier</td> <td>0.7</td> <td>1.0</td> <td>1.1</td> <td>1.3</td> <td>1.4</td> </tr> </table>						Frequency (Hz)	50 / 60	100 / 120	300	1k	10k up	Multiplier	0.7	1.0	1.1	1.3	1.4
	Frequency (Hz)	50 / 60	100 / 120	300	1k	10k up												
Multiplier	0.7	1.0	1.1	1.3	1.4													
Ripple Current & Temperature Multipliers	<table border="1"> <tr> <td>Temperature (°C)</td> <td>40</td> <td>60</td> <td>70</td> <td>85</td> </tr> <tr> <td>Multiplier</td> <td>2.7</td> <td>2.0</td> <td>1.7</td> <td>1.0</td> </tr> </table>					Temperature (°C)	40	60	70	85	Multiplier	2.7	2.0	1.7	1.0			
Temperature (°C)	40	60	70	85														
Multiplier	2.7	2.0	1.7	1.0														
Failure percentage Failure rate	Rated Voltage ≤ 100V DC: ≤ 1% (During useful life)		Rated Voltage ≥ 160V DC: ≤ 3% (During useful life)															
	Rated Voltage ≤ 100V DC: ≤ 40 fit (40 10 ⁻⁹ /h)		Rated voltage ≥ 160V DC: ≤ 70 fit (70 10 ⁻⁹ /h)															

Diagram of Dimensions

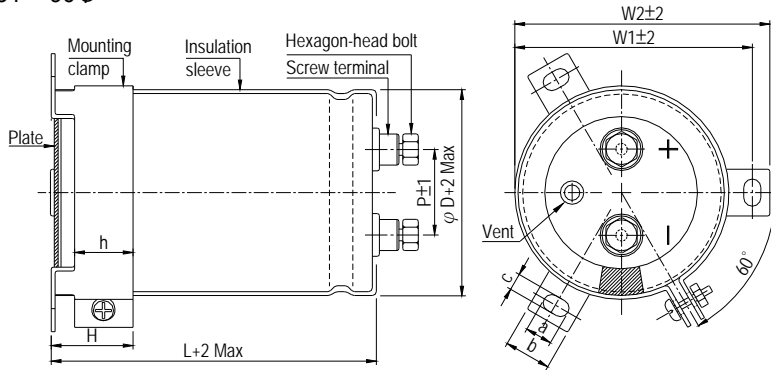
1. 35 φ

Unit: mm



Screw Specifications:
Plus hexagon-headed screw: M5×0.8×10
Max. screw tightening torque: 3.23Nm

2. 51 ~ 90 φ



Unit: mm

φD	P	W1	W2	H	h	a	b	c
51	22.0	61.0	65.5	21.0	15.0	7.0	12.0	4.5
64	28.6	72.5	78.0	25.0	20.0	7.0	14.0	4.5
77	32.0	85.5	91.0	35.0	20.0	8.0	16.0	4.5
90	32.0	101	106	34.5	20.0	8.0	16.0	5.0

Screw Specifications:
 Plus hexagon-headed screw: M5×0.8×10
 Max. screw tightening torque: 3.23Nm

Dimension & Permissible Ripple Current

Working Voltage V. DC	Capacitance 120Hz, 20°C μF	φD×L mm	Ripple Current 120 Hz, 85°C A/rms	Tan δ at 120Hz, 20°C	ESR 120Hz, 20°C mΩ	LC 5 minutes mA	Part Number
10	33,000	35 × 53	4.4	0.60	24.1	1.72	MEA333M1A--A053
	39,000	35 × 50	4.6	0.60	20.4	1.87	MEA393M1A--A050
	39,000	35 × 53	4.7	0.60	20.4	1.87	MEA393M1A--A053
	47,000	35 × 65	5.6	0.60	16.9	2.06	MEA473M1A--A065
	56,000	35 × 65	5.9	0.60	14.2	2.24	MEA563M1A--A065
	68,000	35 × 83	7.5	0.60	11.7	2.47	MEA683M1A--A083
	82,000	35 × 80	7.6	0.60	9.7	2.72	MEA823M1A--A080
	82,000	35 × 83	7.7	0.60	9.7	2.72	MEA823M1A--A083
	82,000	35 × 100	8.3	0.60	9.7	2.72	MEA823M1A--A100
	100,000	35 × 100	8.4	0.70	9.3	3.00	MEA104M1A--A100
	100,000	35 × 121	9.2	0.70	9.3	3.00	MEA104M1A--A121
	120,000	35 × 121	9.4	0.70	7.7	3.29	MEA124M1A--A121
	150,000	35 × 121	10.5	0.90	8.0	3.67	MEA154M1A--A121
	150,000	51 × 80	10.0	0.90	8.0	3.67	MEA154M1A--B080
	150,000	51 × 83	10.2	0.90	8.0	3.67	MEA154M1A--B083
	180,000	51 × 83	10.7	0.90	6.6	4.02	MEA184M1A--B083
	220,000	51 × 100	12.8	1.00	6.0	4.45	MEA224M1A--B100
	220,000	51 × 121	13.9	1.00	6.0	4.45	MEA224M1A--B121
	270,000	51 × 121	15.2	1.20	5.9	4.93	MEA274M1A--B121
	330,000	64 × 96	15.5	1.40	5.6	5.00	MEA334M1A--C096
	330,000	64 × 121	17.2	1.40	5.6	5.00	MEA334M1A--C121
	390,000	64 × 100	16.7	1.50	5.1	5.00	MEA394M1A--C100
	390,000	64 × 115	17.7	1.50	5.1	5.00	MEA394M1A--C115
	390,000	64 × 121	18.1	1.50	5.1	5.00	MEA394M1A--C121
470,000	64 × 121	17.3	2.00	5.6	5.00	MEA474M1A--C121	
470,000	64 × 130	17.9	2.00	5.6	5.00	MEA474M1A--C130	
470,000	77 × 121	19.2	2.00	5.6	5.00	MEA474M1A--D121	
560,000	77 × 100	18.3	2.50	5.9	5.00	MEA564M1A--D100	
560,000	77 × 115	19.4	2.50	5.9	5.00	MEA564M1A--D115	
560,000	77 × 121	19.8	2.50	5.9	5.00	MEA564M1A--D121	
680,000	77 × 121	21.0	3.00	5.9	5.00	MEA684M1A--D121	
820,000	77 × 155	23.8	3.50	5.7	5.00	MEA824M1A--D155	
16	22,000	35 × 53	3.7	0.40	24.1	1.78	MEA223M1C--A053
	27,000	35 × 50	4.1	0.45	22.1	1.97	MEA273M1C--A050
	27,000	35 × 53	4.2	0.45	22.1	1.97	MEA273M1C--A053
	33,000	35 × 53	5.0	0.50	20.1	2.18	MEA333M1C--A053
	33,000	35 × 55	5.1	0.50	20.1	2.18	MEA333M1C--A055
	33,000	35 × 65	5.5	0.50	20.1	2.18	MEA333M1C--A065
	39,000	35 × 65	5.8	0.50	17.0	2.37	MEA393M1C--A065
	47,000	35 × 80	7.1	0.55	15.5	2.60	MEA473M1C--A080
	47,000	35 × 83	7.2	0.55	15.5	2.60	MEA473M1C--A083
	56,000	35 × 80	7.4	0.60	14.2	2.84	MEA563M1C--A080
	56,000	35 × 83	7.5	0.60	14.2	2.84	MEA563M1C--A083
	68,000	35 × 100	9.3	0.60	11.7	3.13	MEA683M1C--A100
	68,000	35 × 105	9.6	0.60	11.7	3.13	MEA683M1C--A105
	68,000	35 × 121	10.2	0.60	11.7	3.13	MEA683M1C--A121
	82,000	35 × 100	9.5	0.70	11.3	3.44	MEA823M1C--A100
	82,000	35 × 121	10.4	0.70	11.3	3.44	MEA823M1C--A121
	100,000	35 × 121	11.5	0.70	9.3	3.79	MEA104M1C--A121



Dimension & Permissible Ripple Current

Working Voltage V _{DC}	Capacitance 120Hz, 20°C μF	φ×L mm	Ripple Current 120 Hz, 85°C A/rms	Tan δ at 120Hz, 20°C	ESR 120Hz, 20°C mΩ	LC 5 minutes mA	Part Number
16	100,000	51 × 80	10.7	0.70	9.3	3.79	MEA104M1C--B080
	100,000	51 × 83	10.9	0.70	9.3	3.79	MEA104M1C--B083
	120,000	35 × 121	11.5	0.80	8.8	4.16	MEA124M1C--A121
	120,000	51 × 80	11.1	0.80	8.8	4.16	MEA124M1C--B080
	120,000	51 × 83	11.3	0.80	8.8	4.16	MEA124M1C--B083
	150,000	51 × 80	10.5	0.90	8.0	4.65	MEA154M1C--B080
	150,000	51 × 96	11.4	0.90	8.0	4.65	MEA154M1C--B096
	150,000	51 × 100	11.6	0.90	8.0	4.65	MEA154M1C--B100
	150,000	51 × 121	12.6	0.90	8.0	4.65	MEA154M1C--B121
	180,000	51 × 115	12.7	0.90	6.6	5.00	MEA184M1C--B115
	180,000	51 × 121	13.0	0.90	6.6	5.00	MEA184M1C--B121
	220,000	51 × 121	15.4	1.00	6.0	5.00	MEA224M1C--B121
	220,000	51 × 130	16.0	1.00	6.0	5.00	MEA224M1C--B130
	220,000	64 × 100	14.7	1.00	6.0	5.00	MEA224M1C--C100
	270,000	64 × 96	15.0	1.20	5.9	5.00	MEA274M1C--C096
	270,000	64 × 100	15.3	1.20	5.9	5.00	MEA274M1C--C100
	330,000	64 × 105	17.2	1.30	5.2	5.00	MEA334M1C--C105
	330,000	64 × 115	17.9	1.30	5.2	5.00	MEA334M1C--C115
	330,000	64 × 121	18.3	1.30	5.2	5.00	MEA334M1C--C121
	330,000	77 × 121	18.2	1.30	5.2	5.00	MEA334M1C--D121
	390,000	64 × 130	19.3	1.60	5.4	5.00	MEA394M1C--C130
	390,000	77 × 100	17.2	1.60	5.4	5.00	MEA394M1C--D100
	390,000	77 × 121	18.6	1.60	5.4	5.00	MEA394M1C--D121
	470,000	77 × 115	18.9	1.80	5.1	5.00	MEA474M1C--D115
	470,000	77 × 121	19.3	1.80	5.1	5.00	MEA474M1C--D121
	560,000	77 × 130	19.9	2.00	4.7	5.00	MEA564M1C--D130
	560,000	77 × 140	20.5	2.00	4.7	5.00	MEA564M1C--D140
	560,000	77 × 144	20.7	2.00	4.7	5.00	MEA564M1C--D144
	680,000	77 × 144	20.8	2.40	4.7	5.00	MEA684M1C--D144
	680,000	77 × 155	21.5	2.40	4.7	5.00	MEA684M1C--D155
820,000	90 × 157	24.1	2.80	4.5	5.00	MEA824M1C--E157	
25	15,000	35 × 53	3.7	0.30	26.5	1.84	MEA153M1E--A053
	18,000	35 × 50	3.9	0.30	22.1	2.01	MEA183M1E--A050
	18,000	35 × 53	4.0	0.30	22.1	2.01	MEA183M1E--A053
	22,000	35 × 53	4.1	0.35	21.1	2.22	MEA223M1E--A053
	22,000	35 × 55	4.2	0.35	21.1	2.22	MEA223M1E--A055
	22,000	35 × 65	4.5	0.35	21.1	2.22	MEA223M1E--A065
	27,000	35 × 65	5.0	0.35	17.2	2.46	MEA273M1E--A065
	33,000	35 × 80	5.4	0.40	16.1	2.72	MEA333M1E--A080
	33,000	35 × 83	5.5	0.40	16.1	2.72	MEA333M1E--A083
	39,000	35 × 80	6.1	0.40	13.6	2.96	MEA393M1E--A080
	39,000	35 × 83	6.2	0.40	13.6	2.96	MEA393M1E--A083
	47,000	35 × 100	6.8	0.40	11.3	3.25	MEA473M1E--A100
	47,000	35 × 105	6.9	0.40	11.3	3.25	MEA473M1E--A105
	47,000	35 × 121	7.4	0.40	11.3	3.25	MEA473M1E--A121
	56,000	35 × 100	7.6	0.40	9.5	3.55	MEA563M1E--A100
	56,000	35 × 121	8.3	0.40	9.5	3.55	MEA563M1E--A121
	68,000	35 × 121	9.0	0.45	8.8	3.91	MEA683M1E--A121
	68,000	51 × 100	9.3	0.45	8.8	3.91	MEA683M1E--B100
	68,000	51 × 80	8.4	0.45	8.8	3.91	MEA683M1E--B080
	82,000	35 × 121	9.7	0.50	8.1	4.30	MEA823M1E--A121
	82,000	51 × 80	8.1	0.50	8.1	4.30	MEA823M1E--B080
	82,000	51 × 121	9.7	0.50	8.1	4.30	MEA823M1E--B121
	100,000	51 × 96	9.5	0.50	6.6	4.74	MEA104M1E--B096
	100,000	51 × 100	9.6	0.50	6.6	4.74	MEA104M1E--B100
	100,000	51 × 105	9.8	0.50	6.6	4.74	MEA104M1E--B105
	100,000	51 × 121	10.5	0.50	6.6	4.74	MEA104M1E--B121
	120,000	51 × 115	11.2	0.60	6.6	5.00	MEA124M1E--B115
	120,000	51 × 121	11.5	0.60	6.6	5.00	MEA124M1E--B121
	150,000	51 × 130	12.8	0.60	5.3	5.00	MEA154M1E--B130
	150,000	64 × 100	12.9	0.60	5.3	5.00	MEA154M1E--C100
150,000	64 × 105	13.2	0.60	5.3	5.00	MEA154M1E--C105	
180,000	64 × 96	13.3	0.70	5.2	5.00	MEA184M1E--C096	
180,000	64 × 100	13.5	0.70	5.2	5.00	MEA184M1E--C100	
180,000	64 × 121	14.7	0.70	5.2	5.00	MEA184M1E--C121	
220,000	64 × 105	15.7	0.75	4.5	5.00	MEA224M1E--C105	



Dimension & Permissible Ripple Current

Working Voltage V _{DC}	Capacitance 120Hz, 20°C μF	φD×L mm	Ripple Current 120 Hz, 85°C A/rms	Tan δ at 120Hz, 20°C	ESR 120Hz, 20°C mΩ	LC 5 minutes mA	Part Number
25	220,000	64 × 115	16.3	0.75	4.5	5.00	MEA224M1E--C115
	220,000	64 × 121	16.7	0.75	4.5	5.00	MEA224M1E--C121
	220,000	64 × 144	18.0	0.75	4.5	5.00	MEA224M1E--C144
	270,000	64 × 130	17.5	0.80	3.9	5.00	MEA274M1E--C130
	270,000	64 × 144	18.3	0.80	3.9	5.00	MEA274M1E--C144
	270,000	77 × 100	15.5	0.80	3.9	5.00	MEA274M1E--D100
	330,000	64 × 155	20.3	0.90	3.6	5.00	MEA334M1E--C155
	330,000	77 × 121	18.1	0.90	3.6	5.00	MEA334M1E--D121
	330,000	77 × 144	19.5	0.90	3.6	5.00	MEA334M1E--D144
	390,000	77 × 115	18.9	1.00	3.4	5.00	MEA394M1E--D115
	390,000	77 × 140	20.5	1.00	3.4	5.00	MEA394M1E--D140
	390,000	77 × 144	20.8	1.00	3.4	5.00	MEA394M1E--D144
	470,000	77 × 155	21.5	1.20	3.4	5.00	MEA474M1E--D155
	470,000	77 × 220	25.2	1.20	3.4	5.00	MEA474M1E--D220
	560,000	90 × 130	22.4	1.40	3.3	5.00	MEA564M1E--E130
	560,000	90 × 140	23.0	1.40	3.3	5.00	MEA564M1E--E140
	680,000	90 × 157	25.0	1.60	3.1	5.00	MEA684M1E--E157
35	10,000	35 × 53	3.5	0.30	39.8	1.77	MEA103M1V--A053
	12,000	35 × 53	3.7	0.30	33.2	1.94	MEA123M1V--A053
	15,000	35 × 50	3.5	0.30	26.5	2.17	MEA153M1V--A050
	15,000	35 × 65	3.9	0.30	26.5	2.17	MEA153M1V--A065
	18,000	35 × 65	4.2	0.35	25.8	2.38	MEA183M1V--A065
	18,000	35 × 83	4.7	0.35	25.8	2.38	MEA183M1V--A083
	22,000	35 × 83	4.9	0.35	21.1	2.63	MEA223M1V--A083
	27,000	35 × 100	5.7	0.40	19.7	2.92	MEA273M1V--A100
	27,000	35 × 83	5.2	0.40	19.7	2.92	MEA273M1V--A083
	33,000	35 × 80	5.9	0.40	16.1	3.22	MEA333M1V--A080
	33,000	35 × 100	6.5	0.40	16.1	3.22	MEA333M1V--A100
	33,000	35 × 121	7.1	0.40	16.1	3.22	MEA333M1V--A121
	39,000	35 × 100	6.7	0.40	13.6	3.50	MEA393M1V--A100
	39,000	35 × 121	7.3	0.40	13.6	3.50	MEA393M1V--A121
	47,000	35 × 120	8.0	0.45	12.7	3.85	MEA473M1V--A120
	47,000	51 × 83	8.3	0.45	12.7	3.85	MEA473M1V--B083
	47,000	51 × 96	8.8	0.45	12.7	3.85	MEA473M1V--B096
	56,000	51 × 83	8.7	0.50	11.8	4.20	MEA563M1V--B083
	56,000	51 × 96	9.3	0.50	11.8	4.20	MEA563M1V--B096
	68,000	51 × 80	9.3	0.50	9.8	4.63	MEA683M1V--B080
	68,000	51 × 100	10.2	0.50	9.8	4.63	MEA683M1V--B100
	68,000	51 × 115	10.9	0.50	9.8	4.63	MEA683M1V--B115
	82,000	51 × 100	10.5	0.55	8.9	5.00	MEA823M1V--B100
	82,000	64 × 96	10.7	0.55	8.9	5.00	MEA823M1V--C096
	100,000	64 × 100	10.9	0.60	8.0	5.00	MEA104M1V--C100
	100,000	64 × 115	11.6	0.60	8.0	5.00	MEA104M1V--C115
	120,000	51 × 121	12.4	0.60	6.6	5.00	MEA124M1V--B121
	120,000	64 × 121	12.8	0.60	6.6	5.00	MEA124M1V--C121
	150,000	64 × 100	13.0	0.70	6.2	5.00	MEA154M1V--C100
	150,000	64 × 130	14.6	0.70	6.2	5.00	MEA154M1V--C130
	150,000	64 × 144	15.3	0.70	6.2	5.00	MEA154M1V--C144
	180,000	64 × 121	14.6	0.70	5.2	5.00	MEA184M1V--C121
	180,000	64 × 144	15.8	0.70	5.2	5.00	MEA184M1V--C144
	180,000	77 × 115	14.2	0.70	5.2	5.00	MEA184M1V--D115
	220,000	77 × 100	14.8	0.75	4.5	5.00	MEA224M1V--D100
220,000	77 × 130	16.5	0.75	4.5	5.00	MEA224M1V--D130	
220,000	77 × 144	17.3	0.75	4.5	5.00	MEA224M1V--D144	
270,000	77 × 121	17.1	0.80	3.9	5.00	MEA274M1V--D121	
270,000	77 × 155	19.2	0.80	3.9	5.00	MEA274M1V--D155	
330,000	77 × 140	19.6	0.85	3.4	5.00	MEA334M1V--D140	
330,000	90 × 130	20.9	0.85	3.4	5.00	MEA334M1V--E130	
390,000	90 × 157	23.8	0.90	3.1	5.00	MEA394M1V--E157	
470,000	90 × 140	24.3	0.95	2.7	5.00	MEA474M1V--E140	
470,000	90 × 157	25.5	0.95	2.7	5.00	MEA474M1V--E157	



Dimension & Permissible Ripple Current

Working Voltage V _{DC}	Capacitance 120Hz, 20°C μF	φD×L mm	Ripple Current 120 Hz, 85°C A/rms	Tan δ at 120Hz, 20°C	ESR 120Hz, 20°C mΩ	LC 5 minutes mA	Part Number
50	5,600	35 × 53	2.9	0.25	59.2	1.59	MEA562M1H--A053
	6,800	35 × 53	3.2	0.25	48.8	1.75	MEA682M1H--A053
	8,200	35 × 53	3.4	0.25	40.4	1.92	MEA822M1H--A053
	10,000	35 × 50	3.8	0.25	33.2	2.12	MEA103M1H--A050
	10,000	35 × 65	4.3	0.25	33.2	2.12	MEA103M1H--A065
	12,000	35 × 65	4.5	0.25	27.6	2.32	MEA123M1H--A065
	12,000	35 × 83	5.0	0.25	27.6	2.32	MEA123M1H--A083
	15,000	35 × 83	4.7	0.25	22.1	2.60	MEA153M1H--A083
	18,000	35 × 80	4.8	0.25	18.4	2.85	MEA183M1H--A080
	18,000	35 × 83	4.9	0.25	18.4	2.85	MEA183M1H--A083
	18,000	35 × 100	5.3	0.25	18.4	2.85	MEA183M1H--A100
	22,000	35 × 100	5.8	0.30	18.1	3.15	MEA223M1H--A100
	22,000	35 × 121	6.3	0.30	18.1	3.15	MEA223M1H--A121
	27,000	35 × 121	6.6	0.35	17.2	3.49	MEA273M1H--A121
	33,000	51 × 83	7.5	0.40	16.1	3.85	MEA333M1H--B083
	33,000	51 × 96	8.0	0.40	16.1	3.85	MEA333M1H--B096
	39,000	51 × 80	7.6	0.40	13.6	4.19	MEA393M1H--B080
	39,000	51 × 83	7.7	0.40	13.6	4.19	MEA393M1H--B083
	39,000	51 × 96	8.2	0.40	13.6	4.19	MEA393M1H--B096
	47,000	51 × 100	9.6	0.40	11.3	4.60	MEA473M1H--B100
	47,000	51 × 115	10.2	0.40	11.3	4.60	MEA473M1H--B115
	56,000	51 × 100	9.8	0.40	9.5	5.00	MEA563M1H--B100
	56,000	64 × 96	10.9	0.40	9.5	5.00	MEA563M1H--C096
	68,000	51 × 121	11.4	0.45	8.8	5.00	MEA683M1H--B121
	68,000	64 × 96	11.7	0.45	8.8	5.00	MEA683M1H--C096
	68,000	64 × 100	11.9	0.45	8.8	5.00	MEA683M1H--C100
	82,000	64 × 100	12.2	0.50	8.1	5.00	MEA823M1H--C100
	82,000	64 × 115	13.0	0.50	8.1	5.00	MEA823M1H--C115
	100,000	64 × 144	14.2	0.50	6.6	5.00	MEA104M1H--C144
	100,000	77 × 115	14.3	0.50	6.6	5.00	MEA104M1H--D115
	120,000	64 × 121	13.4	0.50	5.5	5.00	MEA124M1H--C121
	120,000	64 × 144	14.5	0.50	5.5	5.00	MEA124M1H--C144
	120,000	77 × 115	14.6	0.50	5.5	5.00	MEA124M1H--D115
	150,000	77 × 121	15.3	0.60	5.3	5.00	MEA154M1H--D121
	150,000	77 × 130	15.8	0.60	5.3	5.00	MEA154M1H--D130
	150,000	77 × 144	16.5	0.60	5.3	5.00	MEA154M1H--D144
	180,000	77 × 140	16.6	0.70	5.2	5.00	MEA184M1H--D140
	180,000	77 × 144	16.8	0.70	5.2	5.00	MEA184M1H--D144
	180,000	77 × 155	17.4	0.70	5.2	5.00	MEA184M1H--D155
	220,000	90 × 131	18.2	0.80	4.8	5.00	MEA224M1H--E131
270,000	90 × 140	18.7	1.00	4.9	5.00	MEA274M1H--E140	
270,000	90 × 157	19.7	1.00	4.9	5.00	MEA274M1H--E157	
63	3,900	35 × 53	2.5	0.20	68.0	1.49	MEA392M1J--A053
	4,700	35 × 53	2.7	0.20	56.4	1.63	MEA472M1J--A053
	4,700	35 × 55	2.8	0.20	56.4	1.63	MEA472M1J--A055
	5,600	35 × 50	2.9	0.20	47.4	1.78	MEA562M1J--A050
	5,600	35 × 53	3.0	0.20	47.4	1.78	MEA562M1J--A053
	6,800	35 × 53	3.7	0.20	39.0	1.96	MEA682M1J--A053
	6,800	35 × 55	3.8	0.20	39.0	1.96	MEA682M1J--A055
	6,800	35 × 65	4.1	0.20	39.0	1.96	MEA682M1J--A065
	8,200	35 × 65	4.4	0.25	40.4	2.16	MEA822M1J--A065
	8,200	35 × 83	4.9	0.25	40.4	2.16	MEA822M1J--A083
	10,000	35 × 80	5.3	0.25	33.2	2.38	MEA103M1J--A080
	10,000	35 × 83	4.5	0.25	33.2	2.38	MEA103M1J--A083
	12,000	35 × 83	4.7	0.25	27.6	2.61	MEA123M1J--A083
	12,000	35 × 100	5.1	0.25	27.6	2.61	MEA123M1J--A100
	15,000	35 × 100	5.6	0.25	22.1	2.92	MEA153M1J--A100
	15,000	35 × 105	5.7	0.25	22.1	2.92	MEA153M1J--A105
	18,000	35 × 100	6.2	0.25	18.4	3.19	MEA183M1J--A100
	18,000	35 × 121	6.8	0.25	18.4	3.19	MEA183M1J--A121
	22,000	35 × 121	7.4	0.30	18.1	3.53	MEA223M1J--A121
	22,000	51 × 80	7.6	0.30	18.1	3.53	MEA223M1J--B080
	22,000	51 × 83	7.7	0.30	18.1	3.53	MEA223M1J--B083
	27,000	51 × 83	8.2	0.30	14.7	3.91	MEA273M1J--B083
	27,000	51 × 96	8.7	0.30	14.7	3.91	MEA273M1J--B096
	33,000	51 × 96	8.5	0.35	14.1	4.33	MEA333M1J--B096



Dimension & Permissible Ripple Current

Working Voltage V. DC	Capacitance 120Hz, 20°C μF	φD×L mm	Ripple Current 120 Hz, 85°C A/rms	Tan δ at 120Hz, 20°C	ESR 120Hz, 20°C mΩ	LC 5 minutes mA	Part Number
63	33,000	51 × 100	8.7	0.35	14.1	4.33	MEA333M1J--B100
	33,000	51 × 105	8.9	0.35	14.1	4.33	MEA333M1J--B105
	39,000	51 × 100	9.6	0.35	11.9	4.70	MEA393M1J--B100
	39,000	51 × 115	10.2	0.35	11.9	4.70	MEA393M1J--B115
	39,000	51 × 121	10.5	0.35	11.9	4.70	MEA393M1J--B121
	47,000	51 × 130	11.4	0.40	11.3	5.00	MEA473M1J--B130
	47,000	64 × 100	11.5	0.40	11.3	5.00	MEA473M1J--C100
	47,000	64 × 105	11.8	0.40	11.3	5.00	MEA473M1J--C105
	56,000	64 × 100	11.8	0.40	9.5	5.00	MEA563M1J--C100
	56,000	64 × 115	12.5	0.40	9.5	5.00	MEA563M1J--C115
	68,000	64 × 121	12.7	0.40	7.8	5.00	MEA683M1J--C121
	68,000	64 × 144	13.7	0.40	7.8	5.00	MEA683M1J--C144
	68,000	77 × 105	13.3	0.40	7.8	5.00	MEA683M1J--D105
	82,000	64 × 130	14.4	0.45	7.3	5.00	MEA823M1J--C130
	82,000	64 × 144	14.2	0.45	7.3	5.00	MEA823M1J--C144
	100,000	77 × 115	13.8	0.45	6.0	5.00	MEA104M1J--D115
	100,000	77 × 121	14.1	0.45	6.0	5.00	MEA104M1J--D121
	100,000	77 × 144	15.2	0.45	6.0	5.00	MEA104M1J--D144
	120,000	77 × 130	15.1	0.50	5.5	5.00	MEA124M1J--D130
	120,000	77 × 140	15.6	0.50	5.5	5.00	MEA124M1J--D140
	120,000	77 × 144	15.8	0.50	5.5	5.00	MEA124M1J--D144
	150,000	77 × 155	17.4	0.55	4.9	5.00	MEA154M1J--D155
	150,000	77 × 220	20.4	0.55	4.9	5.00	MEA154M1J--D220
150,000	90 × 140	18.2	0.55	4.9	5.00	MEA154M1J--E140	
180,000	90 × 131	18.6	0.60	4.4	5.00	MEA184M1J--E131	
220,000	90 × 157	21.4	0.65	3.9	5.00	MEA224M1J--E157	
80	3,300	35 × 50	2.4	0.15	60.3	1.54	MEA332M1K--A050
	3,300	35 × 53	2.5	0.15	60.3	1.54	MEA332M1K--A053
	3,900	35 × 53	2.7	0.15	51.0	1.68	MEA392M1K--A053
	4,700	35 × 65	2.9	0.15	42.3	1.84	MEA472M1K--A065
	5,600	35 × 65	3.7	0.20	47.4	2.01	MEA562M1K--A065
	5,600	35 × 83	4.1	0.20	47.4	2.01	MEA562M1K--A083
	6,800	35 × 80	4.2	0.20	39.0	2.21	MEA682M1K--A080
	6,800	35 × 83	4.3	0.20	39.0	2.21	MEA682M1K--A083
	8,200	35 × 83	4.5	0.20	32.3	2.43	MEA822M1K--A083
	10,000	35 × 100	5.4	0.20	26.5	2.68	MEA103M1K--A100
	12,000	35 × 100	5.6	0.20	22.1	2.94	MEA123M1K--A100
	12,000	35 × 121	6.1	0.20	22.1	2.94	MEA123M1K--A121
	15,000	35 × 121	7.1	0.25	22.1	3.29	MEA153M1K--A121
	15,000	51 × 80	7.2	0.25	22.1	3.29	MEA153M1K--B080
	15,000	51 × 83	7.3	0.25	22.1	3.29	MEA153M1K--B083
	18,000	35 × 121	7.4	0.25	18.4	3.60	MEA183M1K--A121
	18,000	51 × 83	7.7	0.25	18.4	3.60	MEA183M1K--B083
	22,000	51 × 96	8.4	0.30	18.1	3.98	MEA223M1K--B096
	22,000	51 × 100	8.5	0.30	18.1	3.98	MEA223M1K--B100
	27,000	51 × 96	7.4	0.30	14.7	4.41	MEA273M1K--B096
	27,000	51 × 121	8.2	0.30	14.7	4.41	MEA273M1K--B121
	27,000	64 × 100	8.6	0.30	14.7	4.41	MEA273M1K--C100
	33,000	51 × 115	9.8	0.35	14.1	4.87	MEA333M1K--B115
	33,000	64 × 100	10.5	0.35	14.1	4.87	MEA333M1K--C100
	39,000	51 × 130	10.8	0.35	11.9	5.00	MEA393M1K--B130
	39,000	64 × 121	11.8	0.35	11.9	5.00	MEA393M1K--C121
	47,000	64 × 115	12.7	0.35	9.9	5.00	MEA473M1K--C115
	47,000	64 × 121	13.0	0.35	9.9	5.00	MEA473M1K--C121
	47,000	64 × 144	14.0	0.35	9.9	5.00	MEA473M1K--C144
	56,000	64 × 130	13.6	0.35	8.3	5.00	MEA563M1K--C130
	56,000	64 × 144	14.2	0.35	8.3	5.00	MEA563M1K--C144
	68,000	77 × 115	16.6	0.35	6.8	5.00	MEA683M1K--D115
	68,000	77 × 121	17.0	0.35	6.8	5.00	MEA683M1K--D121
	68,000	77 × 144	16.7	0.35	6.8	5.00	MEA683M1K--D144
	82,000	77 × 130	16.4	0.35	5.7	5.00	MEA823M1K--D130
	82,000	77 × 140	16.9	0.35	5.7	5.00	MEA823M1K--D140
	82,000	77 × 144	17.1	0.35	5.7	5.00	MEA823M1K--D144
	100,000	77 × 155	18.3	0.40	5.3	5.00	MEA104M1K--D155
	100,000	90 × 140	19.1	0.40	5.3	5.00	MEA104M1K--E140
	120,000	90 × 131	20.3	0.40	4.4	5.00	MEA124M1K--E131
	150,000	90 × 157	24.6	0.40	3.5	5.00	MEA154M1K--E157



Dimension & Permissible Ripple Current

Working Voltage V _{DC}	Capacitance 120Hz, 20°C μF	φ D×L mm	Ripple Current 120 Hz, 85°C A/rms	Tan δ at 120Hz, 20°C	ESR 120Hz, 20°C mΩ	LC 5 minutes mA	Part Number
100	1,800	35 × 53	2.3	0.15	111	1.27	MEA182M2A--A053
	2,200	35 × 50	2.4	0.15	90.4	1.41	MEA222M2A--A050
	2,200	35 × 53	2.5	0.15	90.4	1.41	MEA222M2A--A053
	2,200	35 × 55	2.6	0.15	90.4	1.41	MEA222M2A--A055
	2,700	35 × 53	2.5	0.15	73.7	1.56	MEA272M2A--A053
	3,300	35 × 65	2.9	0.15	60.3	1.72	MEA332M2A--A065
	3,300	35 × 80	3.2	0.15	60.3	1.72	MEA332M2A--A080
	3,900	35 × 83	3.5	0.15	51.0	1.87	MEA392M2A--A083
	4,700	35 × 80	3.6	0.15	42.3	2.06	MEA472M2A--A080
	4,700	35 × 83	3.7	0.15	42.3	2.06	MEA472M2A--A083
	5,600	35 × 100	4.6	0.15	35.5	2.24	MEA562M2A--A100
	6,800	35 × 100	4.9	0.20	39.0	2.47	MEA682M2A--A100
	6,800	35 × 105	5.0	0.20	39.0	2.47	MEA682M2A--A105
	8,200	35 × 121	5.6	0.20	32.3	2.72	MEA822M2A--A121
	8,200	51 × 83	5.8	0.20	32.3	2.72	MEA822M2A--B083
	10,000	35 × 121	6.0	0.20	26.5	3.00	MEA103M2A--A121
	10,000	51 × 80	6.1	0.20	26.5	3.00	MEA103M2A--B080
	10,000	51 × 83	6.2	0.20	26.5	3.00	MEA103M2A--B083
	12,000	51 × 75	6.6	0.20	22.1	3.29	MEA123M2A--B075
	12,000	51 × 100	7.5	0.20	22.1	3.29	MEA123M2A--B100
	15,000	51 × 96	7.7	0.20	17.7	3.67	MEA153M2A--B096
	15,000	51 × 105	8.0	0.20	17.7	3.67	MEA153M2A--B105
	15,000	51 × 121	8.5	0.20	17.7	3.67	MEA153M2A--B121
	18,000	51 × 115	8.2	0.20	14.7	4.02	MEA183M2A--B115
	18,000	51 × 121	8.4	0.20	14.7	4.02	MEA183M2A--B121
	18,000	64 × 100	8.8	0.20	14.7	4.02	MEA183M2A--C100
	22,000	51 × 130	9.5	0.25	15.1	4.45	MEA223M2A--B130
	22,000	64 × 100	9.6	0.25	15.1	4.45	MEA223M2A--C100
	22,000	64 × 105	9.8	0.25	15.1	4.45	MEA223M2A--C105
	27,000	64 × 115	10.1	0.25	12.3	4.93	MEA273M2A--C115
	27,000	64 × 121	10.3	0.25	12.3	4.93	MEA273M2A--C121
	33,000	64 × 130	11.6	0.25	10.0	5.00	MEA333M2A--C130
	33,000	64 × 144	12.1	0.25	10.0	5.00	MEA333M2A--C144
	33,000	77 × 100	11.5	0.25	10.0	5.00	MEA333M2A--D100
	33,000	77 × 105	11.7	0.25	10.0	5.00	MEA333M2A--D105
	39,000	77 × 115	13.8	0.25	8.5	5.00	MEA393M2A--D115
	39,000	77 × 121	14.1	0.25	8.5	5.00	MEA393M2A--D121
	39,000	77 × 144	12.4	0.25	8.5	5.00	MEA393M2A--D144
	47,000	77 × 130	13.3	0.25	7.1	5.00	MEA473M2A--D130
	47,000	77 × 140	13.7	0.25	7.1	5.00	MEA473M2A--D140
	47,000	77 × 144	13.9	0.25	7.1	5.00	MEA473M2A--D144
	56,000	77 × 144	15.3	0.30	7.1	5.00	MEA563M2A--D144
	56,000	77 × 155	15.8	0.30	7.1	5.00	MEA563M2A--D155
	68,000	90 × 130	16.4	0.35	6.8	5.00	MEA683M2A--E130
	68,000	90 × 140	16.9	0.35	6.8	5.00	MEA683M2A--E140
82,000	90 × 157	19.5	0.35	5.7	5.00	MEA823M2A--E157	
100,000	90 × 171	22.3	0.35	4.6	5.00	MEA104M2A--E171	
160	3,300	35 × 121	5.2	0.15	60.3	2.18	MEA332M2C--A121
	3,900	51 × 75	5.3	0.15	51.0	2.37	MEA392M2C--B075
	4,700	51 × 75	5.8	0.15	42.3	2.60	MEA472M2C--B075
	5,600	51 × 96	7.0	0.15	35.5	2.84	MEA562M2C--B096
	6,800	51 × 96	7.7	0.15	29.3	3.13	MEA682M2C--B096
	8,200	51 × 115	9.1	0.15	24.3	3.44	MEA822M2C--B115
	10,000	64 × 96	10.3	0.15	19.9	3.79	MEA103M2C--C096
	12,000	64 × 96	11.3	0.15	16.6	4.16	MEA123M2C--C096
	15,000	64 × 130	14.3	0.15	13.3	4.65	MEA153M2C--C130
	18,000	64 × 130	15.6	0.15	11.1	5.00	MEA183M2C--C130
	22,000	77 × 130	18.2	0.15	9.0	5.00	MEA223M2C--D130
	27,000	77 × 130	20.2	0.15	7.4	5.00	MEA273M2C--D130
	33,000	90 × 130	23.7	0.15	6.0	5.00	MEA333M2C--E130
	39,000	90 × 157	27.8	0.15	5.1	5.00	MEA393M2C--E157
	200	2,200	35 × 100	3.9	0.15	90.4	1.99
2,700		35 × 121	4.7	0.15	73.7	2.20	MEA272M2D--A121
3,300		51 × 75	4.9	0.15	60.3	2.44	MEA332M2D--B075
3,900		51 × 75	5.3	0.15	51.0	2.65	MEA392M2D--B075



Dimension & Permissible Ripple Current

Working Voltage V. DC	Capacitance 120Hz, 20°C μF	φ D×L mm	Ripple Current 120 Hz, 85°C A/rms	Tan δ at 120Hz, 20°C	ESR 120Hz, 20°C mΩ	LC 5 minutes mA	Part Number
200	4,700	51 × 96	6.4	0.15	42.3	2.91	MEA472M2D--B096
	5,600	51 × 115	7.5	0.15	35.5	3.17	MEA562M2D--B115
	6,800	51 × 130	8.7	0.15	29.3	3.50	MEA682M2D--B130
	8,200	64 × 96	9.4	0.15	24.3	3.84	MEA822M2D--C096
	10,000	64 × 96	10.3	0.15	19.9	4.24	MEA103M2D--C096
	12,000	77 × 96	12.0	0.15	16.6	4.65	MEA123M2D--D096
	15,000	77 × 96	14.4	0.15	13.3	5.00	MEA153M2D--D096
	18,000	77 × 130	16.5	0.15	11.1	5.00	MEA183M2D--D130
	22,000	77 × 155	19.6	0.15	9.0	5.00	MEA223M2D--D155
	27,000	90 × 130	21.5	0.15	7.4	5.00	MEA273M2D--E130
33,000	90 × 157	25.5	0.15	6.0	5.00	MEA333M2D--E157	
250	1,500	35 × 100	3.2	0.15	132.6	1.84	MEA152M2E--A100
	1,800	35 × 100	3.5	0.15	110.5	2.01	MEA182M2E--A100
	2,200	51 × 75	4.0	0.15	90.4	2.22	MEA222M2E--B075
	2,700	51 × 75	4.4	0.15	73.7	2.46	MEA272M2E--B075
	3,300	51 × 96	5.4	0.15	60.3	2.72	MEA332M2E--B096
	3,900	51 × 115	6.3	0.15	51.0	2.96	MEA392M2E--B115
	4,700	64 × 96	7.1	0.15	42.3	3.25	MEA472M2E--C096
	5,600	64 × 96	7.7	0.15	35.5	3.55	MEA562M2E--C096
	6,800	64 × 115	9.1	0.15	29.3	3.91	MEA682M2E--C115
	8,200	64 × 115	10.0	0.15	24.3	4.30	MEA822M2E--C115
	10,000	64 × 130	11.6	0.15	19.9	4.74	MEA103M2E--C130
	12,000	77 × 115	12.8	0.15	16.6	5.00	MEA123M2E--D115
	15,000	77 × 130	15.1	0.15	13.3	5.00	MEA153M2E--D130
	18,000	77 × 155	17.7	0.15	11.1	5.00	MEA183M2E--D155
22,000	90 × 157	20.9	0.15	9.0	5.00	MEA223M2E--E157	
350	390	35 × 50	1.6	0.15	510	1.11	MEA391M2V--A050
	390	35 × 53	1.6	0.15	510	1.11	MEA391M2V--A053
	470	35 × 60	2.0	0.15	423	1.22	MEA471M2V--A060
	470	35 × 65	2.1	0.15	423	1.22	MEA471M2V--A065
	470	35 × 83	2.3	0.15	423	1.22	MEA471M2V--A083
	560	35 × 70	2.1	0.15	355	1.33	MEA561M2V--A070
	560	35 × 83	2.3	0.15	355	1.33	MEA561M2V--A083
	680	35 × 80	2.5	0.15	293	1.46	MEA681M2V--A080
	680	35 × 83	2.6	0.15	293	1.46	MEA681M2V--A083
	820	35 × 90	2.9	0.15	243	1.61	MEA821M2V--A090
	820	35 × 100	3.0	0.15	243	1.61	MEA821M2V--A100
	1,000	35 × 100	3.4	0.15	199	1.77	MEA102M2V--A100
	1,200	35 × 121	4.1	0.15	166	1.94	MEA122M2V--A121
	1,200	51 × 75	3.8	0.15	166	1.94	MEA122M2V--B075
	1,500	51 × 75	4.2	0.15	133	2.17	MEA152M2V--B075
	1,800	51 × 85	4.8	0.15	111	2.38	MEA182M2V--B085
	1,800	51 × 96	5.1	0.15	111	2.38	MEA182M2V--B096
	2,200	51 × 96	5.7	0.15	90.4	2.63	MEA222M2V--B096
	2,700	51 × 115	6.8	0.15	73.7	2.92	MEA272M2V--B115
	2,700	51 × 130	7.1	0.15	73.7	2.92	MEA272M2V--B130
	3,300	51 × 130	8.1	0.15	60.3	3.22	MEA332M2V--B130
	3,300	64 × 96	7.3	0.15	60.3	3.22	MEA332M2V--C096
	3,300	64 × 115	7.9	0.15	60.3	3.22	MEA332M2V--C115
	3,900	64 × 115	8.9	0.15	51.0	3.50	MEA392M2V--C115
	4,700	64 × 130	10.3	0.15	42.3	3.85	MEA472M2V--C130
	4,700	77 × 96	10.1	0.15	42.3	3.85	MEA472M2V--D096
	5,600	77 × 115	11.3	0.15	35.5	4.20	MEA562M2V--D115
	6,800	77 × 130	13.1	0.15	29.3	4.63	MEA682M2V--D130
	8,200	77 × 155	15.4	0.15	24.3	5.00	MEA822M2V--D155
	10,000	77 × 170	17.3	0.15	19.9	5.00	MEA103M2V--D170
10,000	90 × 130	16.7	0.15	19.9	5.00	MEA103M2V--E130	
10,000	90 × 157	18.1	0.15	19.9	5.00	MEA103M2V--E157	
12,000	90 × 155	19.9	0.15	16.6	5.00	MEA123M2V--E155	
12,000	90 × 157	20.0	0.15	16.6	5.00	MEA123M2V--E157	
15,000	90 × 196	24.4	0.15	13.3	5.00	MEA153M2V--E196	
18,000	90 × 236	28.8	0.15	11.1	5.00	MEA183M2V--E236	



Dimension & Permissible Ripple Current

Working Voltage V _{DC}	Capacitance 120Hz, 20°C μF	φ D×L mm	Ripple Current 120 Hz, 85°C A/rms	Tan δ at 120Hz, 20°C	ESR 120Hz, 20°C mΩ	LC 5 minutes mA	Part Number
400	330	35 × 50	1.5	0.15	603	1.09	MEA331M2G--A050
	330	35 × 53	1.5	0.15	603	1.09	MEA331M2G--A053
	390	35 × 60	1.9	0.15	510	1.18	MEA391M2G--A060
	390	35 × 65	2.0	0.15	510	1.18	MEA391M2G--A065
	390	35 × 83	2.1	0.15	510	1.18	MEA391M2G--A083
	470	35 × 70	1.9	0.15	423	1.30	MEA471M2G--A070
	470	35 × 83	2.1	0.15	423	1.30	MEA471M2G--A083
	560	35 × 80	2.3	0.15	355	1.42	MEA561M2G--A080
	560	35 × 83	2.3	0.15	355	1.42	MEA561M2G--A083
	680	35 × 90	2.7	0.15	293	1.56	MEA681M2G--A090
	680	35 × 100	2.8	0.15	293	1.56	MEA681M2G--A100
	820	35 × 100	3.1	0.15	243	1.72	MEA821M2G--A100
	1,000	35 × 121	3.5	0.15	199	1.90	MEA102M2G--A121
	1,000	51 × 75	3.5	0.15	199	1.90	MEA102M2G--B075
	1,200	51 × 75	3.8	0.15	166	2.08	MEA122M2G--B075
	1,500	51 × 85	4.4	0.15	133	2.32	MEA152M2G--B085
	1,500	51 × 96	4.7	0.15	133	2.32	MEA152M2G--B096
	1,800	51 × 96	5.1	0.15	111	2.55	MEA182M2G--B096
	2,200	51 × 121	6.2	0.15	90.4	2.81	MEA222M2G--B121
	2,200	51 × 130	6.4	0.15	90.4	2.81	MEA222M2G--B130
	2,200	64 × 96	6.3	0.15	90.4	2.81	MEA222M2G--C096
	2,700	64 × 96	6.9	0.15	73.7	3.12	MEA272M2G--C096
	3,300	64 × 115	8.2	0.15	60.3	3.45	MEA332M2G--C115
	3,900	64 × 130	9.4	0.15	51.0	3.75	MEA392M2G--C130
	3,900	77 × 96	9.1	0.15	51.0	3.75	MEA392M2G--D096
	4,700	77 × 115	10.4	0.15	42.3	4.11	MEA472M2G--D115
	5,600	77 × 130	11.9	0.15	35.5	4.49	MEA562M2G--D130
	6,800	77 × 155	12.7	0.15	29.3	4.95	MEA682M2G--D155
	6,800	90 × 157	14.0	0.15	29.3	4.95	MEA682M2G--E157
	8,200	77 × 170	15.6	0.15	24.3	5.00	MEA822M2G--D170
	8,200	90 × 130	15.1	0.15	24.3	5.00	MEA822M2G--E130
	8,200	90 × 157	16.4	0.15	24.3	5.00	MEA822M2G--E157
	10,000	90 × 155	18.1	0.15	19.9	5.00	MEA103M2G--E155
10,000	90 × 157	18.2	0.15	19.9	5.00	MEA103M2G--E157	
12,000	90 × 196	21.8	0.15	16.6	5.00	MEA123M2G--E196	
15,000	90 × 220	25.4	0.15	13.3	5.00	MEA153M2G--E220	
15,000	90 × 236	26.3	0.15	13.3	5.00	MEA153M2G--E236	
450	270	35 × 50	1.0	0.15	736	1.05	MEA271M2W--A050
	270	35 × 53	1.3	0.15	736	1.05	MEA271M2W--A053
	330	35 × 60	1.7	0.15	602	1.16	MEA331M2W--A060
	330	35 × 65	1.8	0.15	602	1.16	MEA331M2W--A065
	330	35 × 83	2.0	0.15	602	1.16	MEA331M2W--A083
	390	35 × 70	1.8	0.15	510	1.26	MEA391M2W--A070
	390	35 × 83	2.0	0.15	510	1.26	MEA391M2W--A083
	470	35 × 80	2.1	0.15	423	1.38	MEA471M2W--A080
	470	35 × 83	2.1	0.15	423	1.38	MEA471M2W--A083
	560	35 × 90	2.4	0.15	355	1.51	MEA561M2W--A090
	560	35 × 100	2.5	0.15	355	1.51	MEA561M2W--A100
	680	35 × 100	2.8	0.15	293	1.66	MEA681M2W--A100
	820	35 × 121	2.7	0.15	243	1.82	MEA821M2W--A121
	820	51 × 75	3.2	0.15	243	1.82	MEA821M2W--B075
	1,000	51 × 75	3.5	0.15	199	2.01	MEA102M2W--B075
	1,200	51 × 96	4.2	0.15	166	2.20	MEA122M2W--B096
	1,500	51 × 115	5.0	0.15	133	2.46	MEA152M2W--B115
	1,800	51 × 130	5.8	0.15	111	2.70	MEA182M2W--B130
	2,200	64 × 96	6.3	0.15	90.4	2.98	MEA222M2W--C096
	2,700	64 × 115	7.5	0.15	73.7	3.31	MEA272M2W--C115
	3,300	64 × 130	8.6	0.15	60.3	3.66	MEA332M2W--C130
	3,300	77 × 96	8.4	0.15	60.3	3.66	MEA332M2W--D096
	3,900	77 × 115	9.5	0.15	51.0	3.97	MEA392M2W--D115
	4,700	77 × 130	10.8	0.15	42.3	4.36	MEA472M2W--D130
	5,600	77 × 155	12.8	0.15	35.5	4.76	MEA562M2W--D155
	6,800	77 × 170	14.3	0.15	29.3	5.00	MEA682M2W--D170
	6,800	90 × 130	13.8	0.15	29.3	5.00	MEA682M2W--E130
	6,800	90 × 157	15.0	0.15	29.3	5.00	MEA682M2W--E157
	8,200	90 × 155	16.3	0.15	24.3	5.00	MEA822M2W--E155



Dimension & Permissible Ripple Current

Working Voltage V _{DC}	Capacitance 120Hz, 20°C μF	φ D×L mm	Ripple Current 120 Hz, 85°C A/rms	Tan δ at 120Hz, 20°C	ESR 120Hz, 20°C mΩ	LC 5 minutes mA	Part Number
450	8,200	90 × 157	16.4	0.15	24.3	5.00	MEA822M2W--E157
	10,000	90 × 196	19.9	0.15	19.9	5.00	MEA103M2W--E196
	12,000	90 × 220	22.8	0.15	16.6	5.00	MEA123M2W--E220
	12,000	90 × 236	23.6	0.15	16.6	5.00	MEA123M2W--E236

Part Numbering System

MEA series 3300μF ±20% 400V Plain case + Mounting clamp M5 Post 64 φ × 115L Pb-free Terminal + PVC Sleeve

MEA

332

M

2G

=

=

C115

Series name

Capacitance

Capacitance tolerance

Rated voltage

Case Type

Terminal type

Case size

Terminal and Sleeve Type

Example:

Cap.	Symbol
470	471
1,800	182
10,000	103

M = ±20%
K = ±10%

Example:

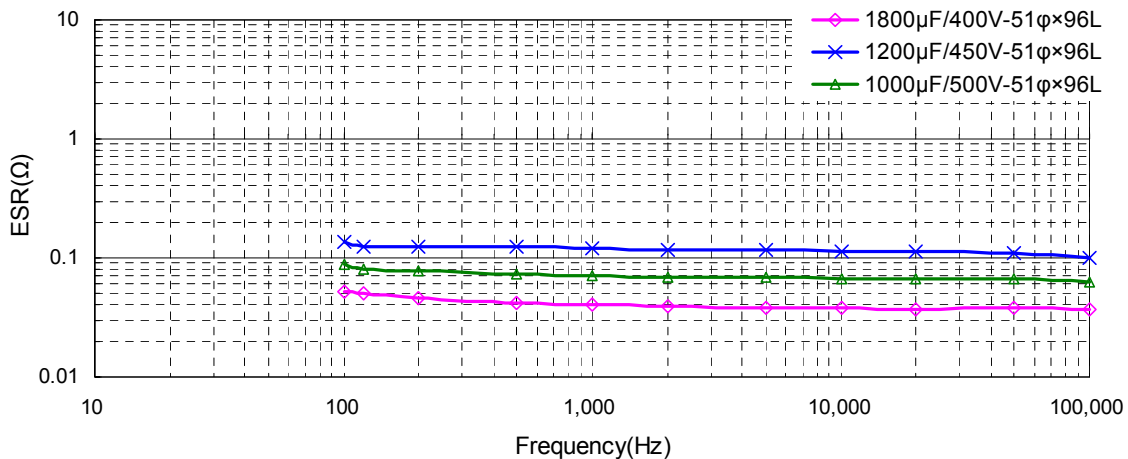
WV	Symbol
350	2V
400	2G
450	2W

Example:

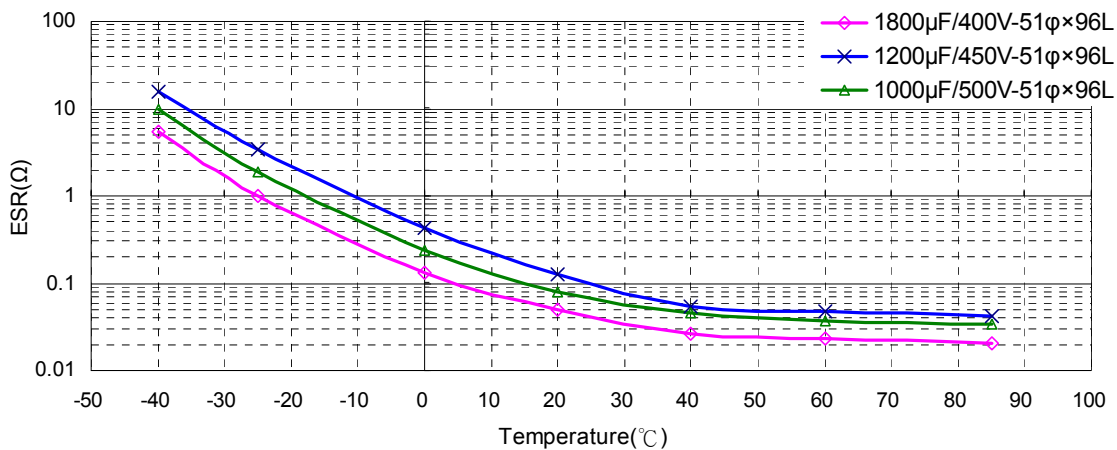
φ D×L	Code
35×83	A083
51×96	B096
90×157	E157

Note: For more details, please refer to "Part Numbering System (Screw Type)" on page 14.

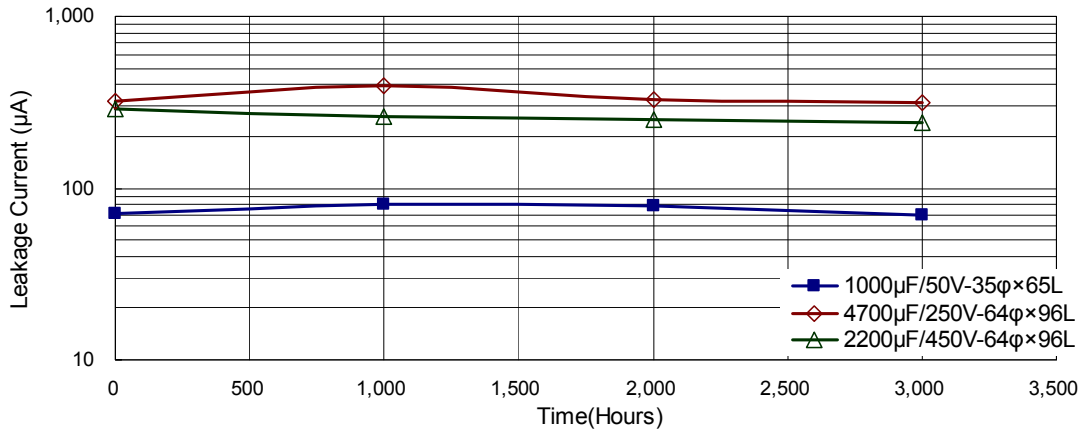
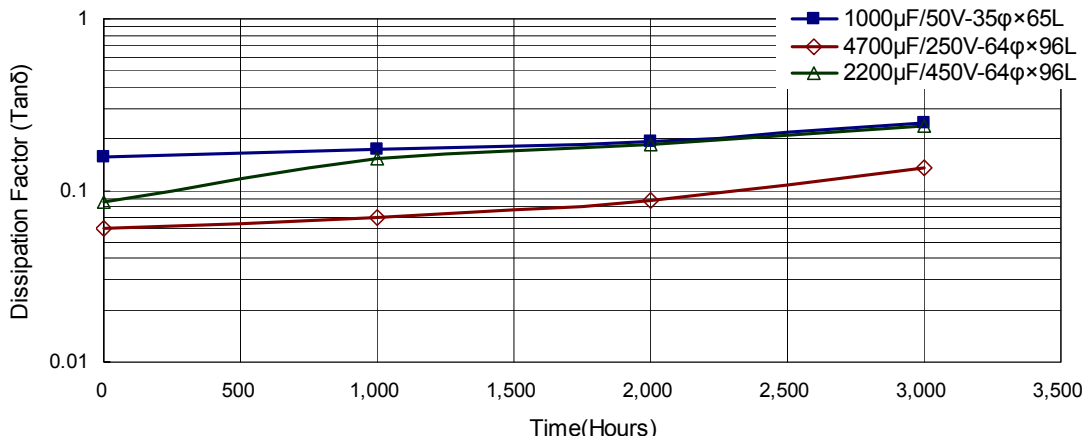
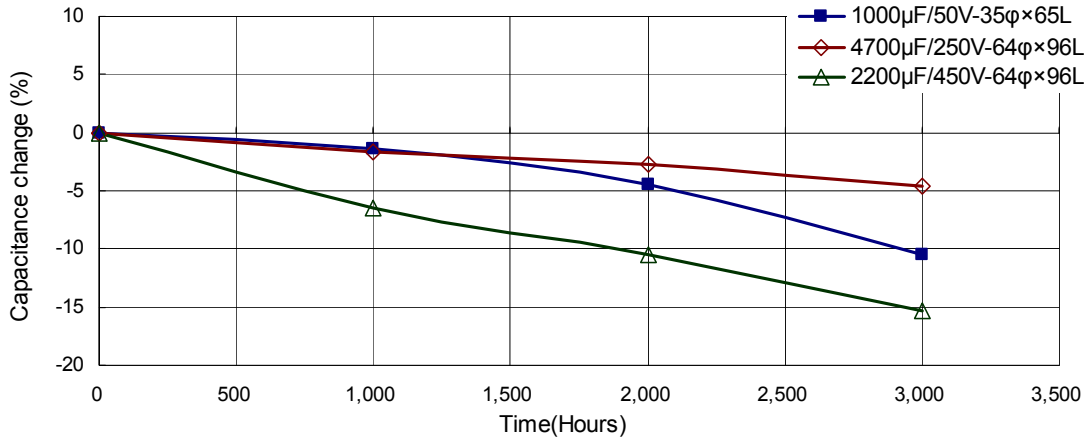
ESR-Frequency Characteristics



ESR-Temperature Characteristics



Typical Endurance Curves



Useful Life Chart

