



PRODUCT SPECIFICATION

Model No.: FYL3014URD1A-450mcd

Descriptions:
<ul style="list-style-type: none"> ■ Dice material: AlGaInP. ■ Emitting Color: Super Bright Red. ■ Device Outline: Φ3mm round type. ■ Lens Type: Red diffused.



CUSTOMER APPROVED SIGNATURES	APPROVED BY	SALES BY	PREPARED BY
			

NINGBO FORYARD OPTOELECTRONICS CO.,LTD.

Add:No. 666 Jinghua Road, Hi-tech Park, Ningbo, Zhejiang, China

Zip:315103

Tel: 0086-574-87933652 87922206 87927870

Fax: 0086-574-87927917

E-mail:Sales@foryard.com (General)

Model No.: FYL3014URD1A-450mcd

■ Absolute Maximum Ratings(Ta=25°C)

Parameter	MAX.	Unit
Power Dissipation	75	mW
Peak Forward Current (1/10 Duty Cycle, 0.1ms Pulse Width)	100	mA
Continuous Forward Current	30	mA
Derating Linear From 50°C	0.4	mA/°C
Reverse Voltage	5	V
Operating Temperature Range	-40°C to +85°C	
Storage Temperature Range	-40°C to +100°C	
Lead Soldering Temperature[4mm(.157") From Body]	260°C for 5 Seconds	

■ Typical Electrical & Optical Characteristics(Ta=25°C)

Parameter	Symbol	Min.	Typ.	Max.	Unit	Test Condition
Luminous Intensity	I _v	500	1000	1800	mcd	IF=20mA
Viewing Angle	2θ _{1/2}	---	45	---	Deg	
Peak Emission Wavelength	λ _p	---	630	--	nm	
Dominant Wavelength	λ _d	618	625	630	nm	
Spectral Line Half-Width	Δλ	---	20	--	nm	
Forward Voltage	V _F	1.8	2.1	2.4	V	VR=5V
Reverse Current	I _R	---	---	10	μA	

Note:

- 1.Luminous Intensity is based on the Foryard standards.
- 2.Pay attention about static for InGaN

■ Luminous Intensity Guide (Unit: mcd) @IF=20mA

Code	N14	N15	N16	N17
Luminous Intensity(mcd)	500~700	700~1000	1000~1380	1380~1800

Tolerance of measurement of luminous intensity is ±15%

■ Dominate Wavelength Guide (Unit: nm) @IF=20mA

Code	R1	R2	R3	R4
Dominate Wavelength(nm)	618~621	621~624	624~627	627~630

Tolerance for each Dominate Wavelength bin is ±1nm

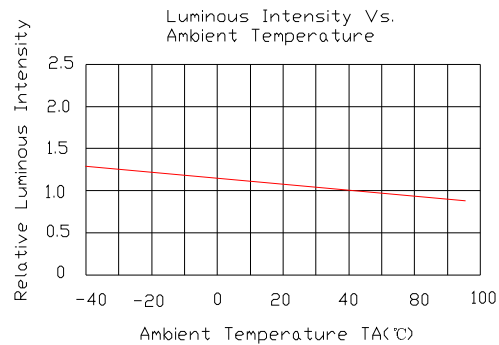
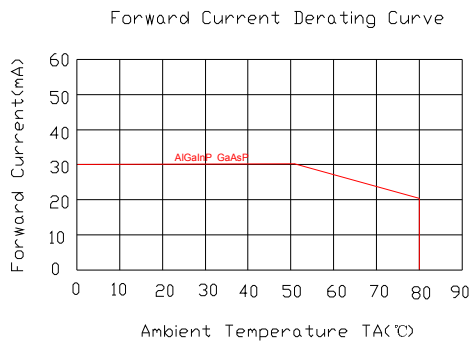
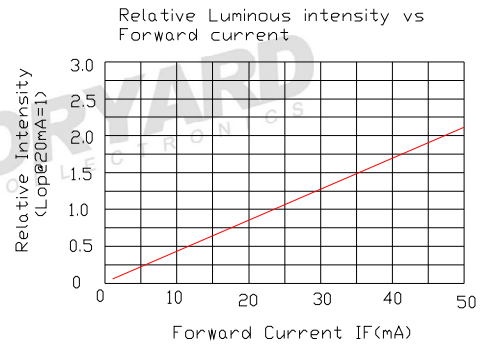
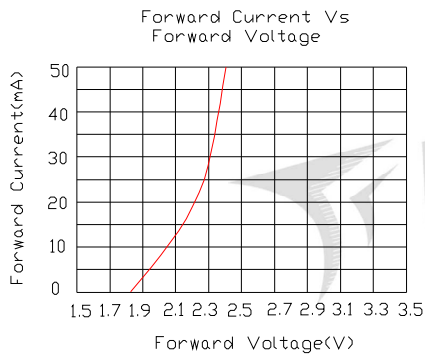
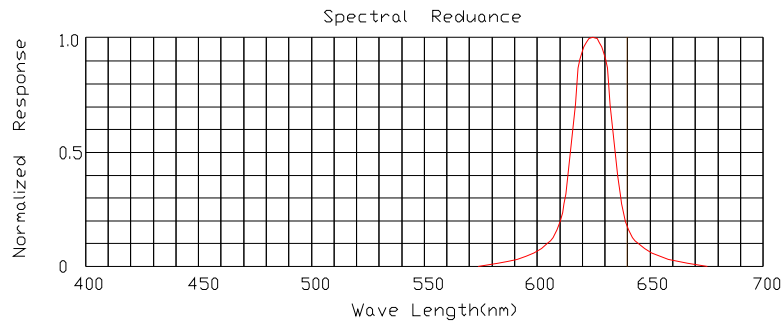
■ Forward Voltage Guide (Unit: V) @IF=20mA

Code	V2a	V2b	V3a	V3b	V4a	V4b
Forward Voltage(V)	1.8~1.9	1.9~2.0	2.0~2.1	2.1~2.2	2.2~2.3	2.3~2.4

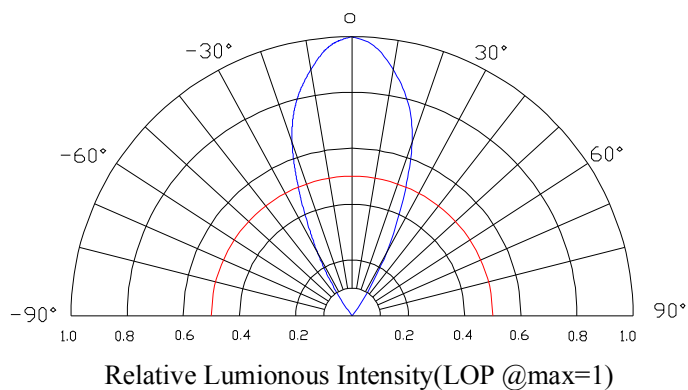
Tolerance of measurement of forward voltage is ±0.1V

Model No.: FYL3014URD1A-450mcd

■ Typical Electrical/Optical Characteristics Curves(Ta=25°C Unless Otherwise Noted)

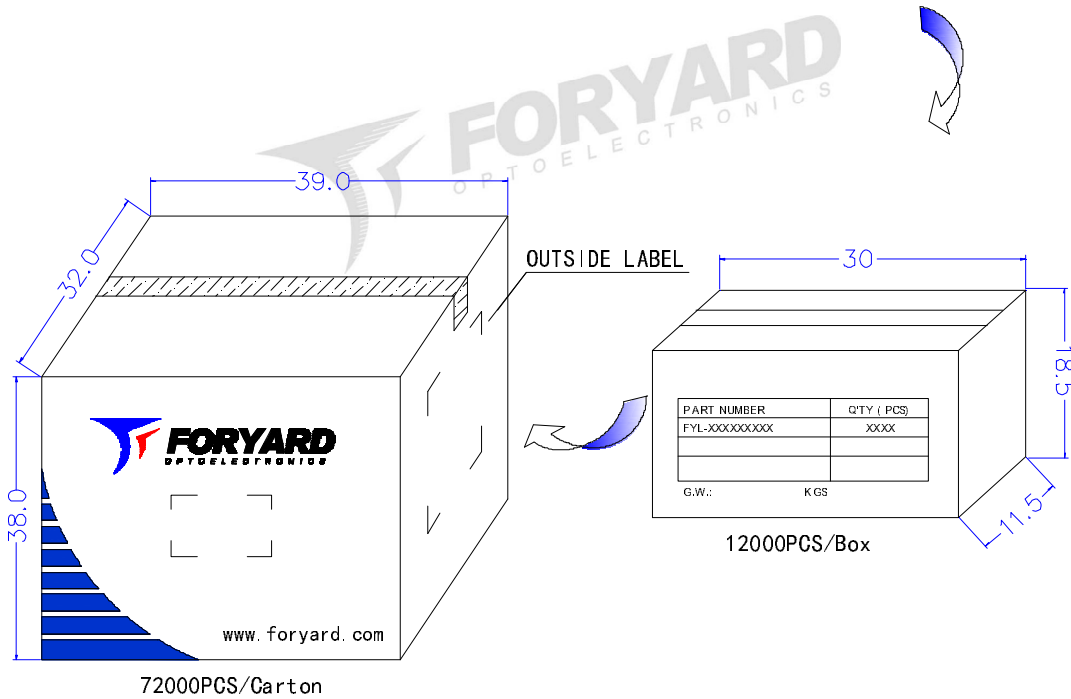
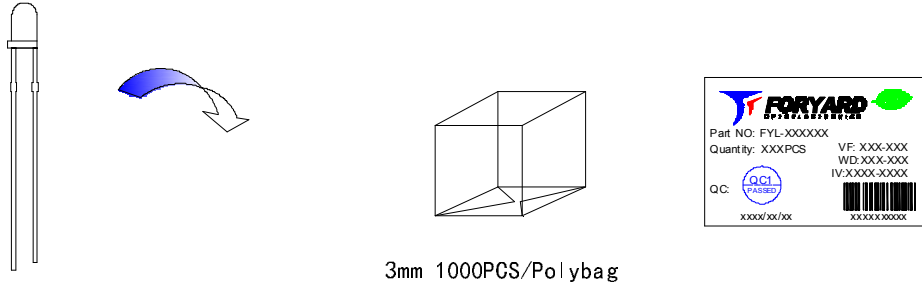



■ Radiation pattern




Model No.: FYL3014URD1A-450mcd


■ LAMP PACKING.

LED
 PN: FYL-XXXXXXXXXX
 Qty: XXXXX PCS
 Date: XXXX/XX/XX
 GW: XX.XX KG
 NW: XX.XX KG



XXXXXXXXXX



OUTSIDE LABEL

Note: The specifications are subject to change without notice. Please contact us for updated information.