

Specification for Mechanical Buzzer		Page	3/10
		Revision No.	1.1
Model No. :	KPMB-G2624L(With all)	Drawing No.	KP3.840.624.05R

1. Scope

This product specification is applied to the Mechanical Buzzer in alarm systems. Please contact us when using this product for any other applications than described in the above.

本规格书适用于机械式蜂鸣器，通常它用在系统中做报警或提示的蜂鸣器用，如果将该产品用于其它领域，请与我们联系。

2. General

2.1 Form : Ø26mm

外形 : Ø26mm

2.2 Height : 17.6mm

高度 : 17.6 mm

2.3 Weight : 12 g

重量 : 12克

2.4 Operating Temperature range:

-20~+60°C without loss of function

工作温度: -20~+60°C

Store Temperature range:

-30~+70°C without loss of function

储藏温度: -30~+70°C

2.5 According to the No.7 of RoHS Exemptions, lead-based solder alloys containing 85% by weight or more lead(Sn10Pb90)

根据"欧盟RoHS指令豁免条款"第7条规定,使用了铅含量超过85%的锡铅合金焊料(Sn10Pb90)

3. Electrical and Acoustic Characteristics.

Test condition : 15 ~ 35 °C, 25% ~ 85% RH, 860~1060 mbar

测试条件: 15~35 °C, 25%~85%RH, 860~1060mbar

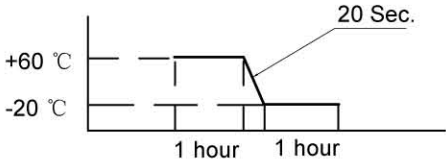
	Items 项目	Specification 规格
1	Rated Voltage 额定电压	24VDC
2	Operating Voltage 工作电压	15~27VDC
3	Max.Rated Current 额定电流	30mA/24VDC
4	Resonant Frequency 谐振频率	400± 100Hz
5	Min.Sound Pressure Level 额定声压	85dB/24VDC/20cm
6	Tone Nature 音调	Continuous (直音)
7	Case Material/Color 壳体材质/颜色	ABS/White

Specification for Mechanical Buzzer		Page	4/10
		Revision No.	1.1
Model No. :	KPMB-G2624L(With all)	Drawing No.	KP3.840.624.05R

4. Reliability Test

After test(1~9item), the Buzzer S.P.L . difference shall be within $\pm 10\text{dB}$, Frequency difference shall be within $\pm 0.5\text{KHz}$. and the appearance not exist any change to be harmful to normal operation(e.g. cracks,rusts,damages and especially distortion).

在1-9项试验后，蜂鸣器的声压变化值在 $\pm 10\text{dB}$ 之内，频率变化在 $\pm 0.5\text{KHz}$ 之内。外观无变化（例如：开裂、生锈、损伤、变形等现象）。

	Item	Specification
1	High Temperature Test 高温试验	<p>After being woked in a chamber with $+60\pm 2\text{ }^\circ\text{C}$ for 2h and then being placed in natural condition for 2h, sounder shall be measured.</p> <p>将产品置于 $+60\pm 2\text{ }^\circ\text{C}$ 试验箱中，先工作 2小时，然后在正常大气压条件下恢复2小时后，进行测量</p>
2	Low Temperature Test 低温试验	<p>First being worked in a chamber with $-20\pm 2\text{ }^\circ\text{C}$ for 2h and then being placed in a chamber with $-20\pm 2\text{ }^\circ\text{C}$ for 16h, finally being placed in natural condtion for 2h, sounder shall be measured.</p> <p>将产品置于 $-20\pm 2\text{ }^\circ\text{C}$ 试验箱中，先工作 2小时，再放置16小时，然后在正常大气压条件下恢复2小时后，进行测量</p>
3	Humidity Test 潮湿试验	<p>After being placed in a chamber with 90 to 95%R.H. at $+40\pm 2\text{ }^\circ\text{C}$ for 2 h and then being placed in natural condition for 2h , sounder shall be measured.</p> <p>将产品置于湿度为 90~95%R.H，温度为$40\pm 2\text{ }^\circ\text{C}$试验箱中 2小时，然后在正常大气压条件下恢复2小时后，进行测量</p>
4	Thermal Shock Test 热冲击试验	<p>After being worked in a chamber at $+60\pm 2\text{ }^\circ\text{C}$ for 1 hour, then sounder shall be placed in a chamber at $-20\pm 2\text{ }^\circ\text{C}$ for 1 hour(1 cycle is the below diagram).</p> <p>After 6 above cycles, sounder shall be measured after being placed in natural condition for 1 hour.</p> <p>将产品置于$60\pm 2\text{ }^\circ\text{C}$试验箱中，先工作1小时，然后将产品置于$-20\pm 2\text{ }^\circ\text{C}$试验箱中，再工作1小时，经过6个循环后，在正常大气压条件下恢复1小时，进行测量</p> 

Specification for Mechanical Buzzer		Page	5/10
		Revision No.	1.1
Model No. : KPMB-G2624L(With all)		Drawing No.	KP3.840.624.05R

4. Reliability Test

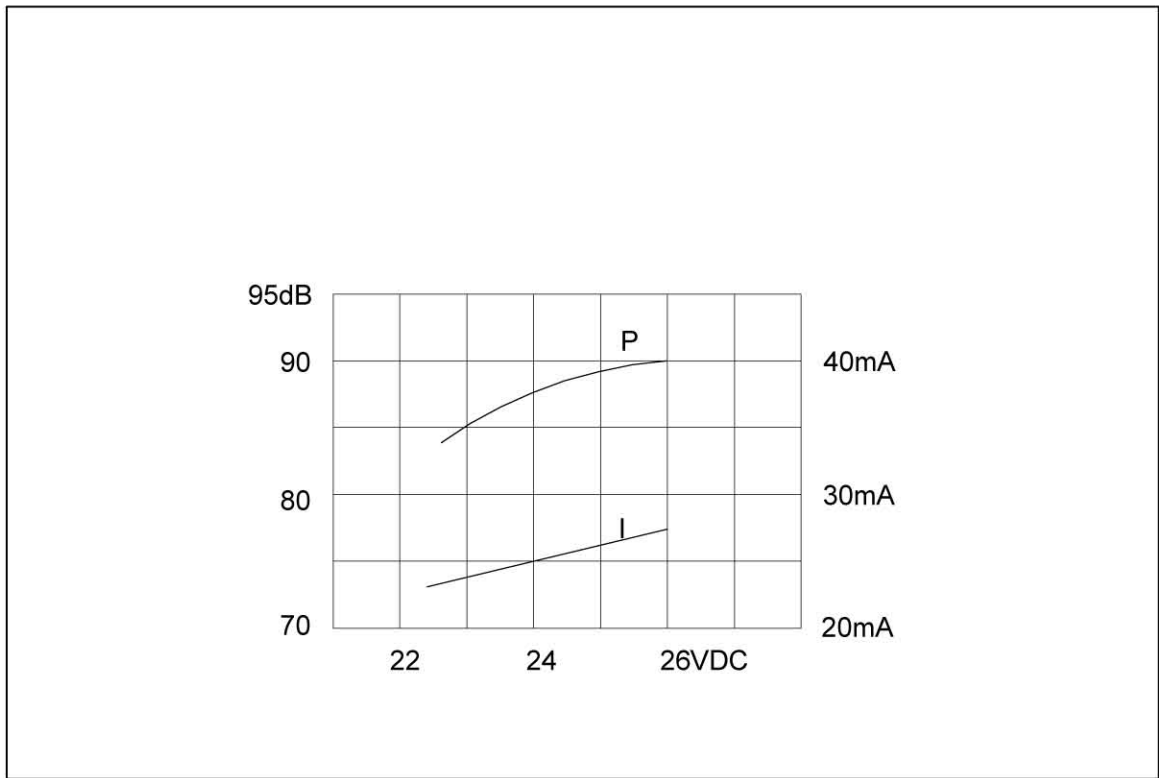
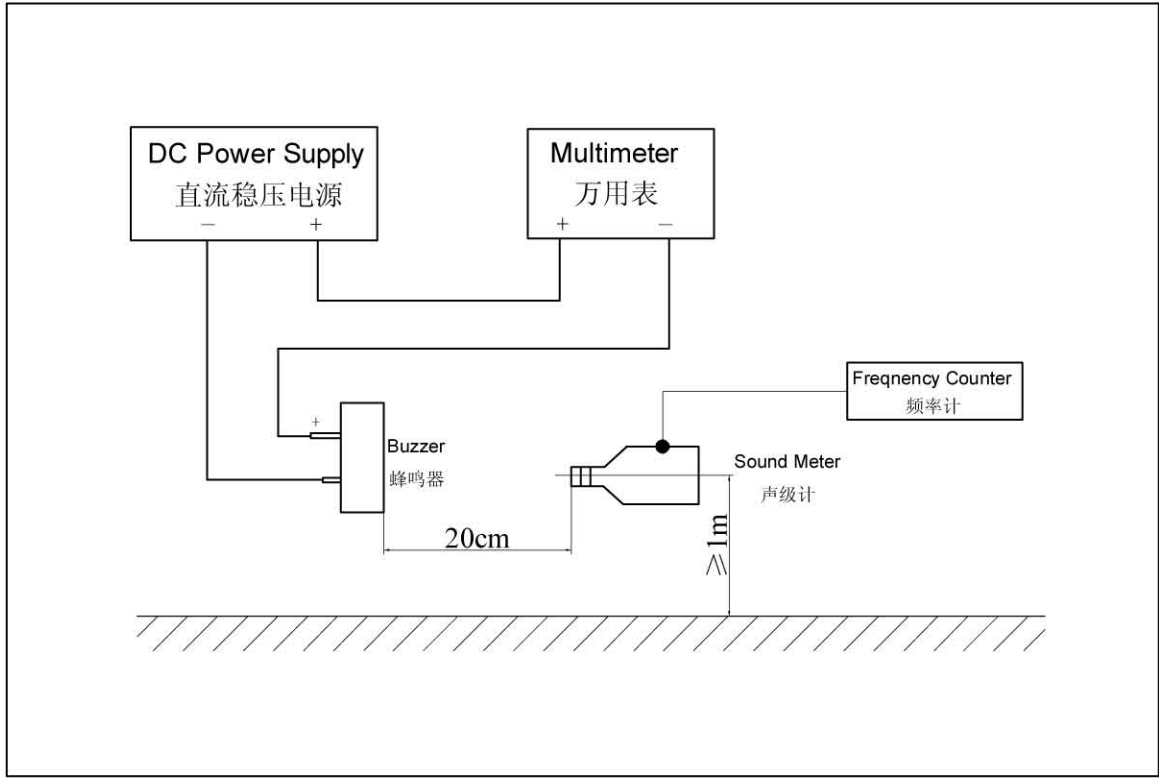
	实验项目 Item	实验条件 Test Condition	实验后规格 Specification
6.1	耐冲击性 Shock	峰值加速度 490m/s^2 , 半正弦波, XYZ三个方向各3次冲击实验后, 进行测试. Sounder shall be measured after being applied shock(490m/s^2) for each three mutually perpendicular directions to each of 3 times by half sine wave.	符合表1的要求 The measured value shall meet Table 1.
6.2	耐振动性 Vibration Resistant	振动频率 10~30 Hz, 1.5mm 全振幅, XYZ三个方向各2小时试验后, 进行测试. Sounder shall be measured after being applied vibration of amplitude of 1.5mm with 10 to 30Hz band of vibration frequency to each of 3 perpendicular directions for 2 hours.	

表1
Table 1

	项目 Item	判定基准 Determinant norm
	声压 SPL	在初始值的 $\pm 10\text{dB}$ 以内 $\pm 10\text{dB}$ based on initial value
	频率 Frequency	在初始值的 $\pm 0.5\text{KHz}$ 以内 $\pm 0.5\text{KHz}$ based on initial value after expose 4hours at normal temperature


Specification for Mechanical Buzzer	Page	6/10
	Revision No.	1.1
Model No. : KPMB-G2624L(With all)	Drawing No.	KP3.840.624.05R

5. Measurement Block Diagram & Response curve



Specification for Mechanical Buzzer		Page	7/10
		Revision No.	1.1
Model No. :	KPMB-G2624L(With all)	Drawing No.	KP3.840.624.05R

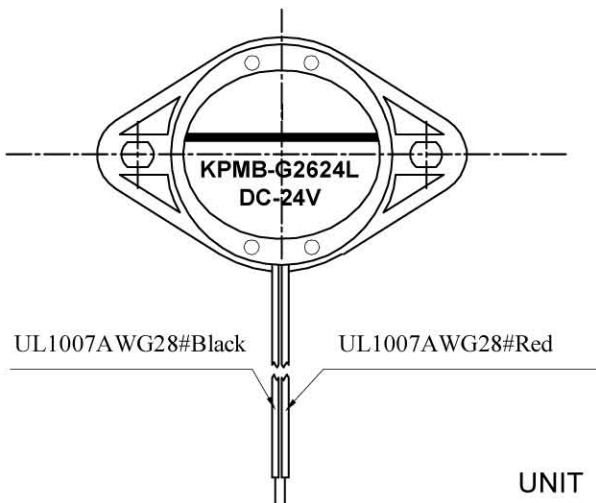
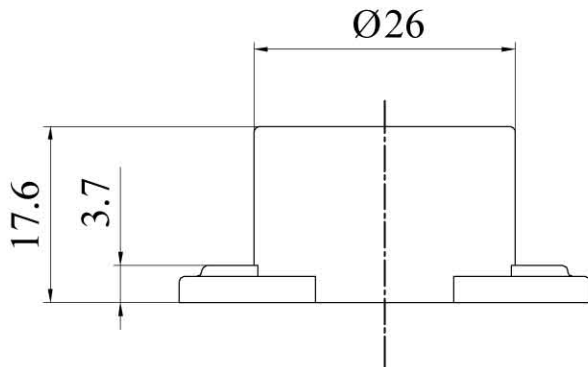
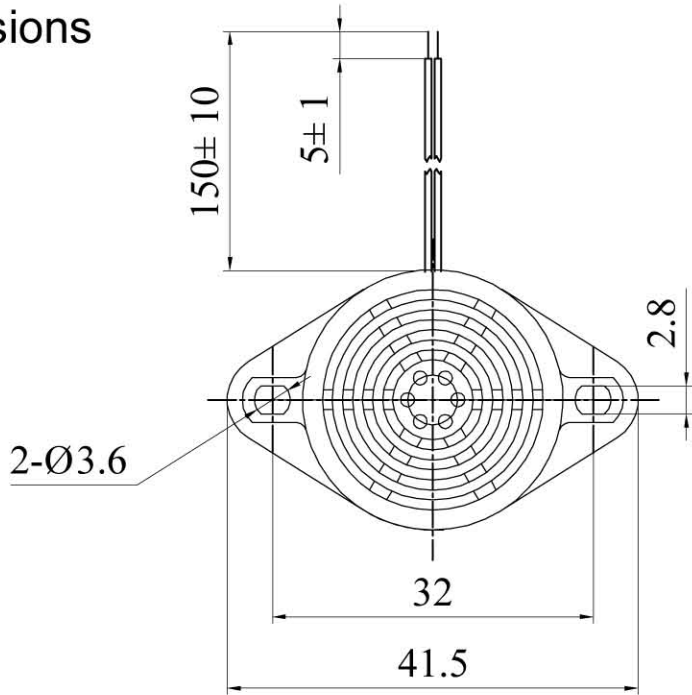
6. Structure



8	Gasket 垫片	1	08F	
7	Wire 引线	2	UL1007 AWG 28#	
6	Case 壳体	1	ABS	
5	T Core T 铁	1	Fe	
4	Coil 线圈	1	QA	
3	Magnetic ring 磁块	1	/	
2	PCB 印制板	1	/	
1	Diaphragm 膜片	1	/	
No.	Part Name 型号	Q'TY	Material 材质	SGS 编号

Specification for Mechanical Buzzer	Page	8/10
	Revision No.	1.1
Model No. : KPMB-G2624L(With all)	Drawing No.	KP3.840.624.05R

7. Dimensions



FIRST ANGLE PROJECTION



UNIT : mm
 Tolerance : ± 0.5