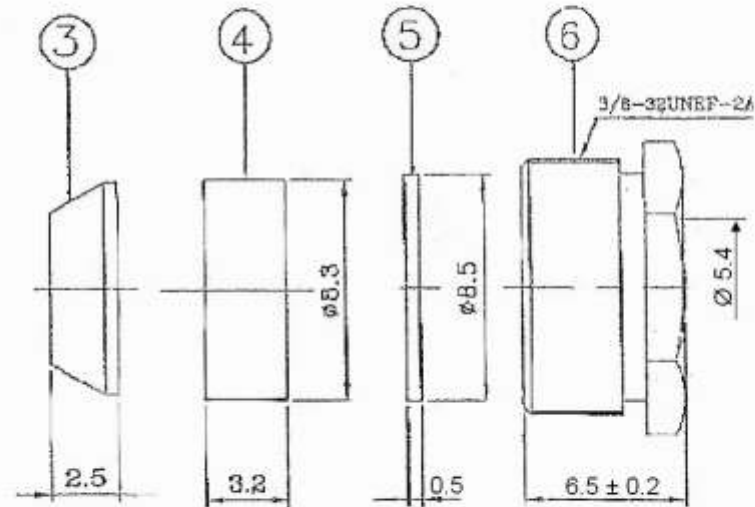
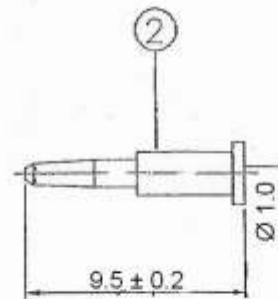
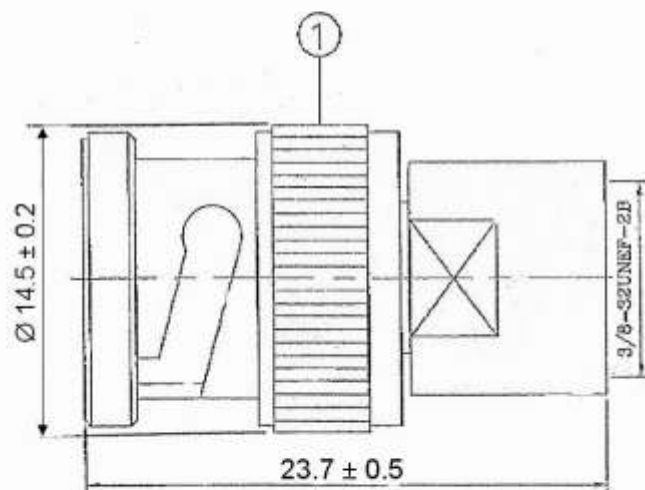


REV	DATE	EXPLAIN	ECN NO.	NAME
A	2005.09.02	NEW RELEASE		



NO	Description	Qty	Material	Finish
6	CLAMP NUT	1	ZINC	NICKEL
5	WASHER	1	BRONZE	NICKEL
4	GASKET(OUTER)	1	RUBBER	RED
3	BRAID CLAMP	1	BRASS	NICKEL
2	PIN	1	BRASS	GOLD
1	SHELL	1	ZINC	NICKEL
1	GASKET	1	RUBBER	RED
1	SPRING WASHER	1	SK-5	NICKEL
1	RETAINING WASHER	1	STEEL	NICKEL
1	INSULATOR	1	DELTRIN	WHITE
1	BODY	1	BRASS	NICKEL

UNLESS OTHERWISE SPECIFIED

- 1.REMOVE ALL BURRS.
- 2.BREAK ALL CONNERS & EDGES CO.15 MAX.
- 3.CHAMFER 1ST & LAST THREADS 45°.
- 4.DIAMETERS ON COMMON CENTERS.
- 5.ALL DIMENSIONS ARE AFTER PLATING.

**UNITED AU-VI CO., LTD.**

PART NO:  
**V-7006A-D/JR**

Important dim: @  
General Tolerance  
±0.40mm  
Angle Tolerance  
±2°



DRAWN BY  
CHECKED BY  
APPROVED BY  
SORTING NO

DRAWING NO  
DRAWING SIZE 2:1 A4  
UNIT mm  
PAGE 1/1