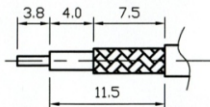
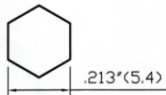
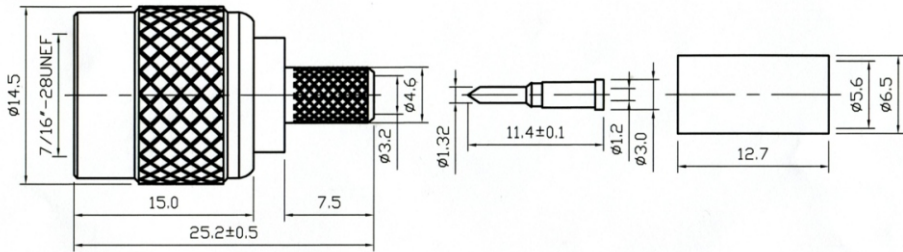


ROHS COMPLIANCE

DATE	DESCRIPTION	REV
13.06.24	NEW RELEASE	A



Recommended Crimped Dimensions for Center Pin

Recommended Crimped Dimensions for Ferrule

Recommended Cable Stripping Dimensions

9	PIN	1	BRASS	GOLD	
8	RING	1	BRASS	NICKEL	
7	INSULATOR	1	PTFE	WHITE	
6	GASKET	1	PVC	RED	
5	WASHER	1	STEEL	NICKEL	
4	WASHER	1	BRASS	NICKEL	
3	WASHER	1	STEEL	NICKEL	
2	BODY	1	BRASS	NICKEL	
1	SHELL	1	BRASS	NICKEL	
NO	Description	Q'ty	Material	Finish	Part Number

UNLESS OTHERWISE SPECIFIED:  
 1. REMOVE ALL BURRS.  
 2. BREAK ALL CORNERS & EDGES CO. 15 MAX.  
 3. CHAMFER 1ST & LAST THREADS 45°.  
 4. DIAMETERS ON COMMON CENTERS.  
 TO BE CONCENTRIC WITHIN 0.01 T. I. R.  
 5. ALL DIMENSIONS ARE AFTER PLATING.

MAJOR DIMENSIONS		APPROVED BY	DRAWING NO
UNLESS OTHERWISE NOTED TOLERANCES		CHECKED BY	V-7401-03T
0.5-6 $\pm$ 0.2		DRAWING BY	TITLE
6-30 $\pm$ 0.4			TNC MALE CRIMP FOR CFD200/LMR200
30-120 $\pm$ 0.6			REV. A
ANGLES $\pm$ 5°			
SCALE	5/1 UNIT	DATE	
		2013/09/18	

United AU-VI CO LTD	
---------------------	--

DO NOT SCALE DRAWING