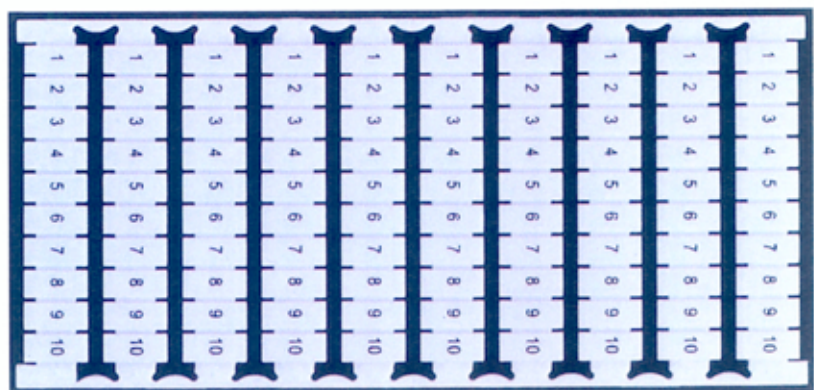
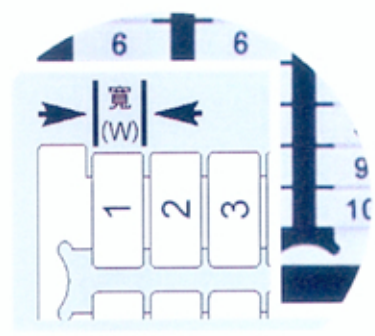
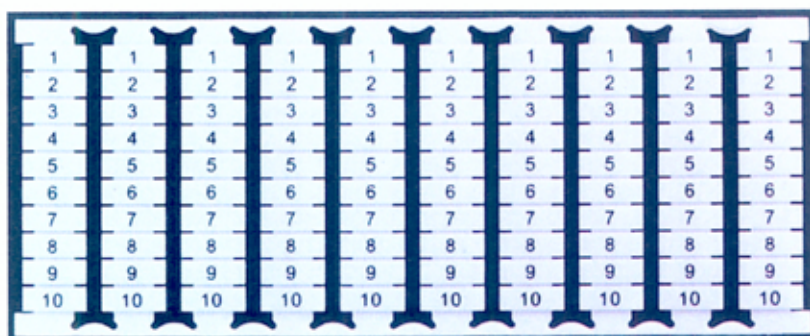





Table of Marking label for DIN Rail Terminal Blocks



TYPE	W	Suitable sizes of EIN Rail Terminal Blocks	Max. Markings
TM07	5.1	DDK2.5, SK2.5, S4K2.5, SGK2.5, SG4K2.5, PM2.5, WPM2.5, WPPM2.5, WDKM2.5, WDDKM2.5	3
TM08	5.1	UDK1.5, DK2.5, KDK2.5, DKES1.5, SGK4, SG4K4	3
TM09	6.1	DK4, KDK4, D3KS2.5, PM4	3
TM10	6.1	DK4, SK4, S4K4	7
TM11	8	DK6, DKTD6, SK6, SGK6, PM10	7
TM12	10	DK10, DK95, DK150, DK240	7
TM13	12	DK16, DK95, DK150, DK240	7
TM14	16	DK35, DK95, DK150, DK240	7



TM Plotter