

Serie CE/CT 100
Serie CEP/CTP 100 mit Seitenpolarisation


Series CE/CT 100
Series CEP/CTP 100 Tab Polarisation

2- bis 28- polige End- und Durchgangs-Federleisten
im Raster 2,54 mm, Abdeckkappen


2.54 mm (0.100") End and through
connectors available in 2 - 28 circuits
with optional cover



CE/CT



CEP/CTP



Abmessungen / Dimensions

CE/CT	Polzahl / No. of Circuits																											
	2	3	4	5	6	7	8	9	10	11	12	13	14	15	16	17	18	19	20	21	22	23	24	25	26	27	28	
(mm) a	5,08	7,62	10,16	12,70	15,24	17,78	20,32	22,86	25,40	27,94	30,48	33,02	35,56	38,10	40,64	43,18	45,72	48,26	50,80	53,34	55,88	58,42	60,96	63,50	66,04	68,58	71,12	
(mm) b	2,54	5,08	7,62	10,16	12,70	15,24	17,78	20,32	22,86	25,40	27,94	30,48	33,02	35,56	38,10	40,64	43,18	45,72	48,26	50,80	53,34	55,88	58,42	60,96	63,50	66,04	68,58	

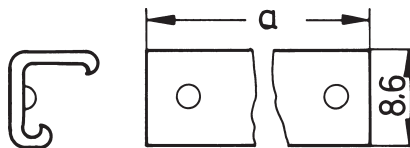
Abmessungen / Dimensions

CEP/CTP	Polzahl / No. of Circuits																											
	2	3	4	5	6	7	8	9	10	11	12	13	14	15	16	17	18	19	20	21	22	23	24	25	26	27	28	
(mm) a	5,08	7,62	10,16	12,70	15,24	17,78	20,32	22,86	25,40	27,94	30,48	—	35,56	—	—	—	—	—	—	—	—	—	—	—	—	—	—	
(mm) b	2,54	5,08	7,62	10,16	12,70	15,24	17,78	20,32	22,86	25,40	27,94	—	33,02	—	—	—	—	—	—	—	—	—	—	—	—	—	—	

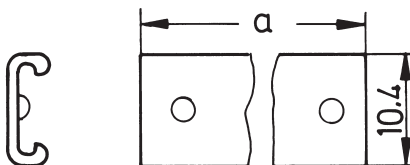
Bestell-Nummern³⁾ / Part Number³⁾

Ausführung / Version	Polzahl / No. of Circuits 2, 3, 4, 5, 6, 7, 8, 9, 10, 11, 12, 13, 14, 15, 16, 17, 18, 19, 20, 21, 22, 23, 24, 25, 26, 27, 28				Maß / Dimension / c (mm)
	AWG 28 (0,08 – 0,09 mm ²)	AWG 26 (0,12 – 0,15 mm ²)	AWG 24 (0,2 – 0,25 mm ²)	AWG 22 (0,3 – 0,4 mm ²)	
Leiteraufbau	7 × 0,127	7 × 0,160	7 × 0,203 19 × 0,127	7 × 0,254 19 × 0,160	
End-Federleisten / End Connector /	CE100F28-□ ³⁾ -□ ⁴⁾	CE100F26-□ ³⁾ -□ ⁴⁾	CE100F24-□ ³⁾ -□ ⁴⁾	CE100F22-□ ³⁾ -□ ⁴⁾	6,9
Durchgangs-Federleisten / Through Connector	CT100F28-□ ³⁾ -□ ⁴⁾	CT100F26-□ ³⁾ -□ ⁴⁾	CT100F24-□ ³⁾ -□ ⁴⁾	CT100F22-□ ³⁾ -□ ⁴⁾	7,6
End-Federleisten / End Connector /	CEP100F28-□ ³⁾ -□ ⁴⁾	CEP100F26-□ ³⁾ -□ ⁴⁾	CEP100F24-□ ³⁾ -□ ⁴⁾	CEP100F22-□ ³⁾ -□ ⁴⁾	6,9
Durchgangs-Federleisten / Through Connector	CTP100F28-□ ³⁾ -□ ⁴⁾	CTP100F26-□ ³⁾ -□ ⁴⁾	CTP100F24-□ ³⁾ -□ ⁴⁾	CTP100F22-□ ³⁾ -□ ⁴⁾	7,6
Kennfarbe Anschlussquerschnitt / AWG Identification Colour	Grün / Green	Blau / Blue	Schwarz / Black	Rot / Red	
Schutzkappe für End-Federleisten / Snap-on Cover for End connectors					EC100F-□ ³⁾ -□ ⁴⁾
Schutzkappe für Durchgangs-Federleisten / Snap-on Cover for Through connectors					TC100F-□ ³⁾ -□ ⁴⁾
Kappe für End- und Durchgangs-Federleisten / Strain Relief Combination Cover					SCC100F-□ ³⁾ -□ ⁴⁾

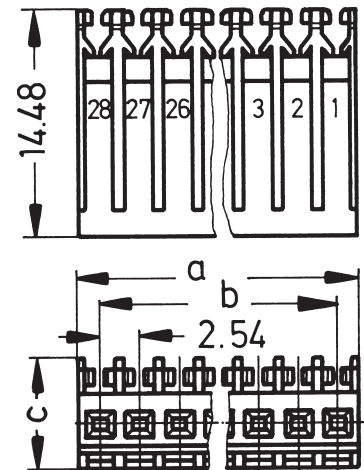
Schutzkappe EC
(für End-Federleisten)
Snap-on Covers EC
(for end connectors)



Schutzkappe TC
(für Durchgangs-Federleisten)
Snap-on Covers TC
(for through connectors)



Kappe SCC mit integr. Zugentlastung
(für End- und Durchgangs-Federleisten)
Strain Relief
Combination Cover SCC
(for end & through connectors)



³⁾ Polzahl / No. of Poles ⁴⁾ Verpackungseinheit / Packing Quantity